



**Australian Government**

**Department of Health**

Office of the Gene Technology Regulator

## The Biology of *Dianthus caryophyllus* L. (Carnation)



Photo by James Demers, via [Pixabay](#)

Version 2.1, February 2020

This document provides an overview of baseline biological information relevant to risk analysis of genetically modified forms of the species that may be released into the Australian environment.

**TABLE OF CONTENTS**

<b>ABBREVIATIONS</b> .....	<b>III</b>
<b>PREAMBLE</b> .....	<b>1</b>
<b>SECTION 1 TAXONOMY</b> .....	<b>1</b>
<b>SECTION 2 ORIGIN AND CULTIVATION</b> .....	<b>2</b>
2.1 Centres of diversity and domestication.....	2
2.2 Commercial use .....	4
2.2.1 Other uses .....	4
2.3 Cultivation in Australia.....	5
2.3.1 Import of carnations and cut flowers.....	5
2.4 Plant improvement .....	6
2.4.1 Breeding .....	6
2.4.2 Genetic modification .....	7
<b>SECTION 3 MORPHOLOGY</b> .....	<b>7</b>
3.1 Plant morphology .....	7
3.2 Reproductive morphology.....	8
<b>SECTION 4 REPRODUCTION</b> .....	<b>9</b>
4.1 Reproductive development.....	9
4.2 Pollination and pollen dispersal .....	10
4.3 Seed development, dispersal and dormancy.....	11
4.4 Germination, growth and development.....	11
<b>SECTION 5 PHYSIOLOGY AND BIOCHEMISTRY</b> .....	<b>12</b>
5.1 Biochemistry of carnation flower colour and scent .....	12
5.2 Toxicity and allergenic potential .....	12
<b>SECTION 6 ABIOTIC INTERACTIONS</b> .....	<b>13</b>
6.1 Temperature .....	13
6.2 Water and nutrients.....	13
<b>SECTION 7 BIOTIC INTERACTIONS</b> .....	<b>13</b>
7.1 Weeds.....	13
7.2 Invertebrate pests.....	13
7.3 Bacterial, fungal and viral pathogens .....	14
<b>SECTION 8 WEEDINESS OF CARNATION</b> .....	<b>15</b>
8.1 Weed risk assessment for carnation .....	15
8.1.1 Potential to cause harm - adverse environmental effects .....	15
8.1.2 Potential for spread and persistence (invasiveness).....	16
<b>SECTION 9 POTENTIAL FOR GENE TRANSFER</b> .....	<b>16</b>
9.1 Intraspecific gene transfer .....	16
9.2 Natural interspecific and intergeneric gene transfer .....	17
9.3 Crossing under experimental conditions .....	17
<b>CONCLUSION</b> .....	<b>18</b>
<b>REFERENCES</b> .....	<b>19</b>
<b>APPENDIX A WEED RISK ASSESSMENT FOR CARNATION</b> .....	<b>26</b>

**ABBREVIATIONS**

ABARES	Australian Bureau of Agricultural and Resource Economics and Sciences
ALA	Atlas of Living Australia
ALUM	Australian land use and management
APC	Australian Plant Census
APNI	Australian Plant Name Index
AVA	Australasian Virtual Herbarium
ASPCA	American Society for the Prevention of Cruelty to Animals
cm	Centimetres
DFR	Dihydroflavonol-4-reductase
F3'5'H	Flavonoid 3' 5'-hydroxylase
F <sub>1</sub>	First generation
GBIF	Global Biodiversity Information Facility
GM	Genetically modified
GMO	Genetically modified organism
IgE	Immunoglobulin E
NSW	New South Wales
OGTR	Office of the Gene Technology Regulator
PR-1	Pathogenesis protein 1-related
Qld	Queensland
RNA	Ribonucleic Acid
RNAi	RNA interference
SA	South Australia
Tas.	Tasmania
UN Comtrade	United Nations Commodity Trade Statistics Database
Vic.	Victoria
WA	Western Australia
WoNS	Weeds of National Significance

## PREAMBLE

This document addresses the biology of *Dianthus caryophyllus* (carnation), with particular reference to the Australian environment, production and use. Information included relates to the taxonomy and origins of cultivated carnation, general descriptions of its morphology, reproductive biology, physiology, biochemistry, biotic interactions, toxicity, allergenic potential, and weediness. This document also addresses the potential for gene transfer to occur to closely related species. The purpose of this document is to provide baseline information about the parent organism for use in risk analysis of genetically modified carnation that may be released into the Australian environment.

In this document, we refer to the floriculture cultivars as ‘carnation’, and to the wild parent ‘as wild carnation’, as per common usage of the term. The wild carnation (*D. caryophyllus*) has an extremely limited distribution in parts of the northern Mediterranean. The floriculture cultivars are grown globally, often in controlled glasshouse environments and mostly for commercial floristry markets. Carnations can be grown as ornamentals in gardens, but are not as popular now as they have been in the past. The differences in morphology between floriculture carnations and their wild ancestors is the result of hundreds of years of selective breeding.

## SECTION 1 TAXONOMY

The genus *Dianthus* belongs to the family Caryophyllaceae (Order Caryophyllales). The Caryophyllaceae comprise over 80 genera and 3000 species, in a mostly holarctic (i.e. temperate to arctic portions of Eurasia and North America) distribution (Harbaugh et al., 2010). Over 300 species of *Dianthus* are described, and they are commonly known as carnations or pinks (Galbally and Galbally, 1997; Jurgens et al., 2003). Some carnations (wild but not floriculture) and other *Dianthus* species have a fragrance similar to cloves.


In this document, the common name ‘carnation’ is used to refer to *D. caryophyllus* and its cultivars. It also applies to hybrids between *D. caryophyllus* and other species of *Dianthus*, which are also commonly referred to as carnations in trade, botanical and horticultural literature. Most other species in the genus *Dianthus* are known as pinks.

Of the several kinds of carnations, the three most common are annual, border, and perpetual-flowering carnations (see Figure 1).

**Border carnations** are the oldest form of carnation still in cultivation. The ancestor of the border carnations is the wild carnation *D. caryophyllus* and selective breeding for centuries has resulted many cultivated varieties and hybrids (Galbally and Galbally, 1997). Carnations grown in home gardens are usually border carnations because they are hardier than perpetual flowering cultivars (below).

**Annual** carnations are the result of hybridisation between *D. chinensis* and border carnations (Galbally and Galbally, 1997). Despite being perennial, these carnations behave more like annuals because, as a result of hybridisation, a perpetual flowering habit has developed that causes the plants to virtually exhaust themselves in a season producing a continual succession of blooms. When winter arrives, the plants in cold climates seldom have sufficient reserves left to cope with the damp and cold (Sitch, 1975).

**Perpetual flowering carnations** are the newest form of carnation, originating in Europe around 1850 (Galbally and Galbally, 1997). They are thought to be derived from crosses between *D. caryophyllus* and *D. chinensis* and were propagated for the cut flower market (see Hughes, 1993). The thick-stemmed, tall, heavy-flowered, scentless carnations known as the ‘Sim’ form became the basis of varieties used in the international cut flower market (Sitch, 1975; Hughes, 1993). These cultivars are mainly grown in glasshouses or polytunnels by commercial flower farms and do not survive well outdoors in home gardens.



**Figure 1:** The main kinds of carnations. A: wild *D. caryophyllus* from Turkey, B: annual carnation, C: border carnation, D: perpetual flowering carnation<sup>1</sup>.

Carnations are generally diploid ( $2n = 30$ ) plants (Carolin, 1957). Tetraploid forms ( $4n = 60$ ) have also been identified. Triploid carnations were produced for commercial purposes, but the resulting plants were mostly aneuploid (Brooks, 1960). The majority of available cultivars in Australia and Europe are diploid (Galbally and Galbally, 1997).

## SECTION 2 ORIGIN AND CULTIVATION

### 2.1 CENTRES OF DIVERSITY AND DOMESTICATION

Wild *D. caryophyllus* is likely to have originated from the Mediterranean regions of Greece and Italy (including Sicily and Sardinia), but the long time in cultivation makes it difficult to confirm its precise origin (Tutin and Walters, 1993). The genus *Dianthus* contains several species that have been cultivated for hundreds of years for ornamental purposes (Ingwerson, 1949). Table 1 summarises the origins of popular, commercially grown *Dianthus* species for ornamental or home gardens, and to a lesser extent, floriculture.

<sup>1</sup> Image sources:

A) Wild *D. caryophyllus*: Photo by Zeynel Cebeci at [Wikimedia Commons](#)

B) Orange annual: image from Rare Seeds

C) 'Anne S. Moore' border: image from [British National Carnation Society](#)

D)'Joanne' perpetual flowering: image from [British National Carnation Society](#)

**Table 1.** Commercially popular species of the genus *Dianthus*.

Botanical name	Common name	Origins
<i>D. alpinus</i> L. <sup>a</sup>		Austrian Alps
<i>D. arenarius</i> L. <sup>ab</sup>		Northern and eastern mountains of Europe
<i>D. armeria</i> L. <sup>b</sup>	'Deptford pink'	
<i>D. arvernensis</i> <sup>a</sup>	'Finnish Pink'	Auvergne mountains of France
<i>D. barbatus</i> L. <sup>ab</sup>	'Sweet William'	Grown in Britain as early as 1573
<i>D. carthusianorum</i> L. <sup>b</sup>	'Cluster-head pink'	
<i>D. caryophyllus</i> L. <sup>ab</sup>	'Carnation'	Mediterranean
<i>D. chinensis</i> L. <sup>ab</sup>	'Indian Pink' or 'Rainbow Pink'	Hills of eastern Asia
<i>D. deltoides</i> L. <sup>ab</sup>	'Maiden Pink'	Europe and Asia. Was reported in Britain in 1581.
<i>D. erinaceus</i> Boiss. <sup>a</sup>		Dwarf, alpine form, mountains of the Middle East
<i>D. fragrans</i> M.F. Adams <sup>b</sup>	'Fragrant Pink'	
<i>D. freynii</i> Vandas <sup>a</sup>		Native of Hungary and Bosnia.
<i>D. gratianopolitanus</i> Vill. <sup>ab</sup>		Southwestern France, introduced to Britain in 1792
<i>D. haematocalyx</i> Boiss. & Heldr. <sup>a</sup>		Greece
<i>D. knappii</i> Asch. & Kanitz <sup>a</sup>		Hungary
<i>D. microlepis</i> Boiss. <sup>a</sup>		Mountains of Bulgaria
<i>D. myrtinervius</i> Grisch <sup>a</sup>		Alpine meadows of Macedonia
<i>D. neglectus</i> Loisel. <sup>abc</sup>		Swiss and Italian Alps
<i>D. nitidus</i> Waldst & Kit. <sup>ab</sup>		Mountains of Macedonia
<i>D. plumarius</i> L. <sup>ab</sup>	'Feathered pink'	Southern Russia
<i>D. repens</i> Willd. <sup>b</sup>		Eastern European grasslands <sup>d</sup>
<i>D. seguieri</i> Vill. <sup>b</sup>		Temperate regions of the eastern Mediterranean <sup>d</sup>
<i>D. squarrosus</i> M. Bieb <sup>a</sup>		Southern Russia
<i>D. superbus</i> L. <sup>ab</sup>		Central Europe and northern Asia
<i>D. sylvestris</i> Wulfen <sup>ab</sup>	'Woodland pink'	Alpine plant of southern Europe

<sup>a</sup> Source: Galbally and Galbally (1997)

<sup>b</sup> Global Biodiversity Information Facility (GBIF) [Species Database \(accessed 2015\)](#)

<sup>c</sup> *D. neglectus* is identified by Galbally and Galbally (1997) and its alternative name *D. pavonius* is also mentioned. The GBIF database lists it as *D. pavonius*

<sup>d</sup> Source: [Rock Garden Plants database](#), accessed 2015

Confusion associated with the common name 'carnation' has led to speculation about when and where *D. caryophyllus* was first grown outside its endemic areas. Prior to the 16<sup>th</sup> century, the common name for all carnations was 'gillofloure' or 'gillyflower' (McGeorge and Hammett, 2002) and gillyflowers were described as 'clove-scented'. However, this name may also have been applied to the culinary clove *Eugenia caryophyllata* which was commonly known by the French as *clou de girofle* (*girofle* is similar sounding to gillyflower and is also related to the Greek *karyophyllon*). This confusion between the culinary clove and the clove-scented wild carnations exists in many forms, perpetuated over time. Texts refer to Chaucer's "*clove-gilofre... to putte in ale, whether it be moyste or stale*", and



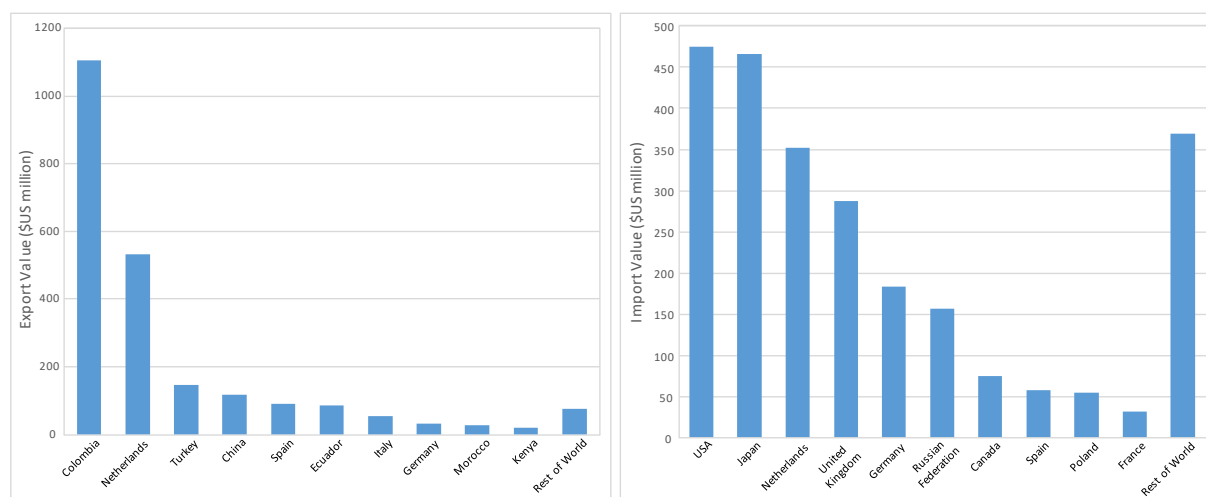
other references to “sops in wine” as the carnation, when there is little or no evidence for these relating to carnation (Galbally and Galbally, 1997), and it is more likely that this term was actually referring to the culinary clove (McGeorge and Hammett, 2002). While carnations were known in Turkey, the Middle East, and parts of western Europe in the Middle Ages, there is little evidence to suggest that they were grown in England at that time (Galbally and Galbally, 1997).

Modern cut-flower varieties of carnation have been selected for flower size, petal number, stem length and disease resistance. The carnations grown and sold in floriculture today are very different from the wild *D. caryophyllus* growing in Mediterranean regions. Flowers of wild type *D. caryophyllus* are single and five-petaled (Galbally and Galbally, 1997). See also Figure 1A.

## 2.2 COMMERCIAL USE

Carnations have been extremely popular cut flowers since the 18th century, with large-scale production of flowers beginning in the mid-1800s (Galbally and Galbally, 1997). Based on UN Comtrade data, carnations have been the third most traded flower<sup>2</sup> (both import and export) during the five year period from 2014 to 2018, behind rose and chrysanthemum ([UN Comtrade Database](#), accessed December 2019).

Colombia is the largest exporter of carnations, with the Netherlands, Spain, Turkey and China next in order. Export is highly concentrated in a few countries<sup>3</sup>. Import, however, is more spread across countries, with highest importers by volume being the Netherlands and the USA, followed by the United Kingdom, Japan, and Germany, while by value the same five countries dominate, but with altered ranking ([UN Comtrade](#), accessed December 2019). Import and export values are shown in Figure 2.



**Figure 2:** Comparisons of top ten exporter (left panel) and importer (right panel) countries of carnations. Figures are totals for the period from 2014 to 2018 Source: [UN Comtrade](#), accessed December 2019. Note the scales for import and export values are different.

### 2.2.1 Other uses

While not a food, carnation can be used as a garnish. Wild-type *D. caryophyllus* (and other members of the genus) may have a clove scent, and can be crystallised or used as a garnish in salads or for flavouring many foods including fruit, fruit salads, butter, lemonade, vinegars, conserves and syrups (Facciola, 1990; Hughes, 1993). However, much of this reported usage of carnations having the scent and taste of cloves relies on historical records, such as those from the 17<sup>th</sup> century quoted by Hughes

<sup>2</sup> UN Comtrade provides data for five individual flowers - rose, chrysanthemum, carnation, orchid and lily. Other cut flower data is provided as aggregate figures defined as cut flowers, excluding the five named species, or as cut flowers.

<sup>3</sup> Note that a few exporters report only by monetary value and not by volume.

(1993). Modern floriculture carnations have little or no scent, and scent loss is often correlated with increased vase-life in cut flowers (e.g., roses) (Chandler and Brugliera, 2011). It is said that the Spaniards and Romans used carnation flowers as a spicy flavouring in wine (Cornett, 1998) but it is more likely that they used culinary cloves, not carnation petals (Galbally and Galbally, 1997). Carnation petals can be used as an ingredient for a tonic to perfume the skin (Pieroni et al., 2004), or can be crushed for oil used in perfumery (Lim, 2014). Recently, information has been gathered regarding uses of carnation for traditional medicinal, cosmetic or culinary purposes (Jerves-Andrade et al., 2014; Pieroni et al., 2014; Rios et al., 2017; Gras et al., 2019).

Carnations have been used in European traditional herbal medicine for coronary and nervous disorders (McGeorge and Hammett, 2002) and previously used to treat fevers (Bown, 1995; Lim, 2014). Carnation flowers are considered to be alexiteric (counteracting the effects of poison), antispasmodic (counteracting spasms of smooth muscle, usually in the gastrointestinal tract), cardiotoxic (having a favourable effect on the heart), diaphoretic (promoting sweating) and nervine (acting therapeutically on the nerves) (Chopra et al., 1956). A number of recent reviews have summarised information regarding putative medicinal properties of carnations with respect to some or all of these properties (Chandra and Rawat, 2015; Chandra et al., 2016; Al-Snafi, 2017; Khalid et al., 2019), as well as antioxidant properties (Chen et al., 2015; Khalid et al., 2019) and antimicrobial properties (Golestani et al., 2015; Khalid et al., 2019) of carnations or their products. Compounds from carnation buds have exhibited *in vitro* activity against several bacteria, including *Bacillus cereus*, *Listeria monocytogenes*, *Staphylococcus aureus* and *Escherichia coli* (Lim, 2014). Furthermore, antiviral compounds have been isolated from the leaves and seeds of carnation (Lim, 2014).

## 2.3 CULTIVATION IN AUSTRALIA

Carnation seeds are commercially available in Australia for cultivation in gardens. Commercial information does not specify particular regions within Australia to cultivate carnations. However, border carnations are hardy and can survive in cold areas (minimum temperatures as low as -28°C) (Galbally and Galbally, 1997). Perpetual flowering carnations are typically grown in glasshouses.

Carnations are exotic to Australia but have been grown commercially as a flower crop since 1954. Main production areas for cut flowers are in Victoria (Vic.) (Wimmera and Melbourne, 58%) and New South Wales (NSW) (Central Coast and Northern Rivers, 25%), with Queensland (Qld) and Western Australia (WA) producing 8% and 9%, respectively (Hort Innovation, 2019). Domestically, the production value of production for cut flowers was \$280.6 million in 2017-18 (Hort Innovation, 2019). The carnation industry produces approximately 140 million cut flowers per annum across a total of 100 ha in Vic., South Australia (SA), WA and NSW. Vic. is the largest production centre and also has a significant emphasis on hydroponic production (Carruthers, 2002). The hydroponic system helps particularly to prevent losses from wilt disease (*Fusarium oxysporum* – see Section 7.3) which can be a problem in untreated soil.

Currently, carnation is one of only four genetically modified (GM) crops that are grown commercially in Australia, the others being cotton, canola and safflower (see the Office of the Gene Technology Regulator (OGTR) [website](#) for more information). In 1995, four carnation varieties genetically modified for flower colour were approved for commercial release. Around 4.5 million of these GM cut flower carnations were sold within Australia between 1995 and 2006. In 2007, these GM carnations were placed on the GMO Register (Register number: 001/2004, see [OGTR website](#)). In the period since a licence for import and distribution of three other GM carnations was issued in 2015 (DIR 134), 630,000 GM carnations have been imported under that licence as well as approximately 2.5 million stems of the four GM carnation varieties that were placed on the GMO Register in 2007.

### 2.3.1 Import of carnations and cut flowers

Australia imports around \$75 million of cut flowers per year, mostly from Kenya (approximately \$20 million in 2018) ([UN Comtrade database, accessed December 2019](#)). Carnations are imported to supplement the domestic market, and this includes both non-GM and GM carnations imported from Colombia and Ecuador, and non-GM carnations imported from China, Vietnam, Kenya, the Netherlands and China ([UN Comtrade database, accessed December 2019](#)). Regardless of where cut flowers are imported from, the Australian Department of Agriculture requires that all propagatable



cut flowers and foliage must be treated to devitalise plant tissue to prevent vegetative reproduction. This process usually involves treatment of cut flowers with glyphosate herbicide in a specified manner (Department of Agriculture, 2018), either in the country of origin if permitted under regulations, or as they enter Australia ([Department of Agriculture Biosecurity Import Conditions \(BICON\) website, accessed December 2019](#)).

## 2.4 PLANT IMPROVEMENT

### 2.4.1 Breeding

Carnation breeding is directed to outcomes such as:

- product quality
- improved productivity, more rapid flowering, better yield distribution
- new varieties to increase diversity and sustain market demand
- disease resistance e.g., to *Fusarium* wilt (Segers, 1987; Ben-Yephet and Shtienberg, 1997).

The intraspecific breeding procedure typically comprises hybridisation, self-pollination and selection (Holley and Baker, 1992). If the desired trait is recessive, it may not be expressed in the  $F_1$  progeny. By self-pollinating the  $F_1$  generation and growing a large population of  $F_2$ , selection of one or more individuals with desirable traits is possible. The process of inbreeding (self-pollination) may, however, hinder the breeding objectives by generating recessive homozygotes expressing undesirable traits. A variation of the above breeding method has been described as pedigree breeding which entails selecting  $F_2$  individuals by continual soft-cut propagation (Galbally and Galbally, 1997). While inbred parental lines are necessary to breed homogeneous  $F_1$  hybrid varieties, inbreeding detrimentally affects the plants (Galbally and Galbally, 1997). Inbreeding depression appears in the third selfed generation ( $S_3$ ) and therefore, it is almost impossible to produce  $S_4$  seeds (Sato et al., 2000).

In the absence of self-pollination, continuous hybridisation has inadvertently resulted in highly heterozygous carnation varieties. This may, on the one hand, provide benefits in that it promotes recombination resulting in further new varieties (Holley and Baker, 1992). On the other hand, it means that neither pure-bred varieties nor  $F_1$  hybrids are produced and that most of the commercially important varieties are clones of selected individuals.

Mutation breeding is used to create new colour mutants. The development of double haploidy techniques has permitted breeders to accelerate breeding and selection (Holley and Baker, 1992). Dwarf carnations, which have been commercialised as alternatives to potted chrysanthemums, have also been generated by breeding programs (Holley and Baker, 1992).

Post-harvest flower longevity is a trait of interest in carnation breeding. De Benedetti et al. (2001) used randomly amplified polymorphic DNA (RAPD) analysis on two cultivars, their  $F_1$  progeny and subsequent backcross progeny to identify molecular markers associated with flower vase life. However, flower vase life in carnations appears to be a complex quantitative trait involving multiple genes with additive effects.

Our understanding of the genetics of carnations is improving. In 2012, the carnation transcriptome was published. Over 300,000 unique sequences were obtained, including genes involved in flower chlorophyll and carotenoid metabolism, anthocyanin biosynthesis, and ethylene biosynthesis (Tanase et al., 2012). The carnation genome was published in 2014, which provides novel opportunities to explore similarities in genetic structure of carnations and other ornamental plants (Yagi et al., 2014). Improved sequencing methods and selection of markers to assist breeding (Yagi, 2015; Yagi et al., 2017), can be used to increase understanding of carnation genetics with respect to polyploidy events (Yang et al., 2018) and floral developmental genes (Zhang et al., 2018), which can help to achieve breeding objectives for carnations.

Interspecific hybrids between carnations and *D. capitatus* have resulted in plants that are highly resistant to bacterial wilt caused by *Pseudomonas caryophylli*. However, the flower quality was adversely affected and further improvement through backcrossing was necessary before commercial production (Onozaki et al., 1998). Hybrids between *D. caryophyllus* and *D. japonicus* have expressed

traits that may prove useful in breeding programmes specific for the Japanese climate (Nimura et al., 2003). Crosses between carnations and other *Dianthus* species to generate progeny with desirable floral characteristics such as colour patterns, bud number, flower arrangement; and improving year-round flowering (for northern Europe) have also been successful (Umiel et al., 1987; Sparnaaij and Koehorst-van Putten, 1990).

#### 2.4.2 Genetic modification

Early experiments with carnation established plant tissue culture regeneration systems – a necessary precursor to successful transformation. Efficient direct plant regeneration via adventitious shoot initiation has been obtained from petals, receptacles, stems, hypocotyl callus tissues, calyces, nodes, internodes and leaves (Frey and Janick, 1991; Nugent et al., 1991). *Agrobacterium*-mediated transformation systems were also developed (see Lu et al., 1991; and references in Tanaka et al., 2005) and have become the standard method for gene transfer in carnation and in other plants.

For carnations, the main targets for genetic modification research have been manipulation of flower colour and reduced ethylene synthesis (Auer, 2008). The research focus is on aesthetic traits as cut flowers are purchased as discretionary items (Potera, 2007). Consumers expect good quality flowers in a range of colours that last well in vases.

Carnations do not naturally produce delphinidin-based anthocyanin pigments responsible for blue and purple coloured petals (see Section 5.1 for discussion of anthocyanins in carnation). By inserting genes involved with the biochemical pathway for production of the pigment delphinidin into white carnations, purple carnations can be produced (Tanaka et al., 2009). Carnations in different shades of purple have been generated using different techniques, including co-expression of the flavonoid 3' 5'-hydroxylase (*F3'5'H*) gene from petunia alongside a petunia cytochrome *b<sub>5</sub>* gene; and by down-regulation of endogenous dihydroflavonol-4-reductase (DFR) in carnations using RNA interference (RNAi) (Tanaka and Brugliera, 2014). Less successful techniques have included using antisense suppression to block the expression of a gene encoding flavanone 3-hydroxylase, another key enzyme in the anthocyanin pathway (Zuker et al., 2002). Likewise, pathways and genes involved in development of other colours such as orange and scarlet carnations are also being investigated (Miyahara et al., 2018). In addition to understanding of the genes involved in colour regulation, understanding of other factors such as protein-protein interactions, regulation of pH, interactions with coexisting compounds and metal ions has also been a focus (Tanaka and Brugliera, 2013; Chandler and Tanaka, 2017; Noda, 2018).

Other traits targeted for genetic modification include longer vase life and improved flower fragrance. Vase life longevity was achieved by down-regulating ethylene production (Savin et al., 1995; Bovy et al., 1999; Kosugi et al., 2000; Iwazaki et al., 2004; Kinouchi et al., 2006). However, despite the research into cut flower senescence, and the potential for consumer support for longer vase life of flowers, there has not been large commercial uptake of plants with reduced ethylene synthesis (Scariot et al., 2014). Flower fragrance is often lost in floriculture cultivars, as it is correlated with poor vase life-span. There are no carnation cultivars that have yet had fragrance manipulated to commercially acceptable standards (Chandler and Brugliera, 2011). Resistance against *Fusarium* disease was attempted, with combinations of osmotin, Pathogenesis protein 1-related (PR-1) and/or chitinase genes inserted into carnations (Zuker et al., 2001). However, carnations with GM disease resistance are not grown commercially (Hammond et al., 2006).

## SECTION 3 MORPHOLOGY

### 3.1 PLANT MORPHOLOGY

Plant morphological characteristics vary considerably between the three carnation types (annual, border, perpetual flowering). Generally, *D. caryophyllus* is a perennial, growing up to 80 cm (Tutin and Walters, 1993). Approximately 10-15 side-shoots cluster together around the base of the plant. Young outdoor plants send up between one to five stems that can each produce up to six flowers (Galbally and Galbally, 1997). Stems are woody at the base but have herbaceous branches. Leaves are opposite, linear, flat and soft in texture and their colour varies from green to grey-blue or purple,


with conspicuous sheaths. The flowering stems are often swollen and brittle at the nodes (Bird, 1994).

### 3.2 REPRODUCTIVE MORPHOLOGY

Some morphological characteristics of wild-type *D. caryophyllus* are given in Figure 3. The flowers of wild *D. caryophyllus* are single, have 5 petals and vary from white to pink in colour (Galbally and Galbally, 1997). Flowers are hermaphrodite and have 10 stamens (in one or two whorls) and two fused carpels with two separate styles. In highly bred cultivars, the reproductive organs may be completely enclosed in the petals thus restricting the access for insect pollinators, especially those without a long proboscis. Nectaries are located at the base of the flower. Flowers bloom simply or in a branched or forked cluster. The fruit is a short-stalked capsule and contains many small seeds.

Over 500 years of cultivation has resulted in highly modified morphology of the border and perpetual-flowering cultivars. Border carnation cultivars may have double flowers with as many as 40 petals (Bird, 1994). Breeding in the perpetual-flowering floriculture carnations has similarly resulted in large flowers with many petals. When grown in gardens, flowers grow to between 6 and 8.5 cm in diameter. Some greenhouse-grown plants, disbudded for exhibition, have flowers up to 10 cm in diameter (Galbally and Galbally, 1997).

There are many cultivars of border and perpetual flowering carnation. These are divided into groups based on plant form, flower size and flower type: standards (Sim), sprays (minis or miniatures), and midis (chinensii). Standards or Sim flowers have a single large flower per stem, whereas sprays have a larger number of smaller flowers. The flowers of midis are smaller and the stem is shorter than the standard type, and there are twice as many flowers (per plant per annum) as standards. Midis can produce either a single flower per stem, or have multiple side branches with flowers (Galbally and Galbally, 1997). Petal colours are described as self (single colour), bizarre (two or three colours), flaked (two colours, in a striped pattern), or picotee (petals edged in a different colour to the rest of the petal) (Jarrat, 1988).



**Figure 3:** Floral characteristics of *Dianthus caryophyllus* (single flower). Source: Le Maout et al. (1876; accessed through Watson & Dallwitz; and the Biodiversity Heritage Library)<sup>4</sup>.

## SECTION 4 REPRODUCTION

### 4.1 REPRODUCTIVE DEVELOPMENT

Carnation cultivars are highly heterozygous to avoid inbreeding depression (Tanase et al., 2012). Consequently, vegetative propagation is preferred to produce plants with the same phenotype as their parents, with plants only grown from seed for selection of new varieties (Galbally and Galbally, 1997).

All carnations, but particularly the perpetual flowering varieties, can be propagated by cuttings with best success being achieved in late summer from short, sturdy, non-flowering side shoots (less than 10 cm long) (Jarrat, 1988; McGeorge and Hammett, 2002). Commercial growers of perpetual

<sup>4</sup> Sourced through "The Families of Flowering Plants: Descriptions, Illustrations, Identification, and Information Retrieval" (Watson and Dallwitz, 2000) and the [Biodiversity Heritage Library](#).

flowering varieties reserve stock plants exclusively for the production of cuttings and will continually rogue out poor performers and/or diseased plants (Hughes, 1993).

Perpetual flowering carnations, as the name implies, are capable of flowering all year round but good quality plants and flowers are achieved only in a protected environment (Huxley et al., 1992). They are technically categorised as being facultative long day plants (plants whose flowering is promoted by a long-day condition but can flower under short days, although flowering is delayed). However, day length, light intensity, temperature and stage of development all interact to influence flowering and flower quality (Bieisland and Kristoffersen, 1969).

In Dutch commercial carnation nurseries, stem and spray carnations are lit for 14 consecutive nights during winter to accelerate flowering (van der Hoeven, 1987). Very low light intensity can be a problem in flower production and some authors have suggested that interspecific hybridisation could lead to the development of carnation genotypes that could flower under low light intensity in winter (Demmink et al., 1987; Sparnaaij and Koehorst-van Putten, 1990).

Carnations have also been propagated using plant tissue culture techniques (George, 1996 and references therein) ranging from micropropagation to regeneration from differentiated explants. Techniques for the latter have played an important role in the success of genetic modification. George (1996) concluded that the relatively high cost of tissue culture, compared with 'conventional' propagation, has excluded it as a commercially viable propagation option for carnation.

For carnations grown in gardens, annual carnations have the potential for a perpetual flowering habit but tend to put all their reserves into summer growth and may not have sufficient left to be able to survive in areas where there are cold winters. In warmer climates or under glass, plants can survive overwinter and the flowering period can be extended appreciably (Sitch, 1975). Border carnations have one main flowering period in summer and plants will be in bloom for about 4 weeks after which they become vegetative until the following year (Sitch, 1975). Border carnations are traditionally propagated by layering (Sitch, 1975; McGeorge and Hammett, 2002), which involves making a shallow cut in the stem and covering this with soil. Roots will then form at this cut and once established the new plant can be severed from the parent plant. The best time for layering is mid-summer, or as soon as the plants have finished flowering.

## 4.2 POLLINATION AND POLLEN DISPERSAL

Carnations are protandrous (male gametes mature and are shed before the female gametes mature) and typically outcross because of the temporal separation of anther dehiscence and pistil receptivity. The stigma is not receptive to pollen grains until one week or more after anthers have shed them. Floriculture carnations require pollination by hand to set seed because they have too many petals for pollinators to access pollen, and because they are mostly housed in greenhouses or polytunnels that preclude access by potential pollinators (Bird, 1994). Technicians remove petals to expose the reproductive parts of the flower, and then dip the stigma in pre-collected pollen from other flowers (Sparnaaij and Beeger, 1973). The optimal temperature for pollen production in glasshouse plants is approximately 23°C, but temperatures lower than 17°C suppress stamen production completely (Kho and Baer, 1973).

Wind plays little role in pollen dispersal. Carnation pollen is heavy and sticky and has low viability (germination for some lines is less than 10%) although this is somewhat cultivar dependent. Floriculture carnations do not produce much pollen, as a result of the long history of use of vegetative propagation and selection for flower characteristics (Galbally and Galbally, 1997). Seed set is low or absent compared with wild carnations and the quantity and quality of pollen varies according to the cultivar (Kho and Baer, 1973; Galbally and Galbally, 1997). Non-compatible pollen may germinate and even grow a tube down the length of the style but fail to bring about petal ethylene production and fertilisation (Larsen et al., 1995).

In the wild, pollination of carnation relies on insect pollinators. Moths and butterflies (phylum Arthropoda, order Lepidoptera) pollinate wild *Dianthus* species (see Table 2).

**Table 2:** Lepidopteran pollinators of species of *Dianthus*.

Family	Genus	Distribution
Hesperiidae	Ochlodes	Palaearctic <sup>a</sup> , Nearctic <sup>b</sup>
	Thymelicus	Palaearctic
Noctuidae	Autographa	Palaearctic, Nearctic
	Euchalcia	Palaearctic
	Hadena	Palaearctic, Nearctic
Nymphalidae	Melanargia	Palaearctic
	Satyrus	Palaearctic
Papilionidae	Papilio*	Global
Sphingidae	<i>Hyles</i> * ( <i>Celerio</i> = junior syn.)	Global
	Macroglossum*	Global
	<i>Sphinx</i> ( <i>Herse</i> = junior syn.)	Palaearctic, Nearctic
Zygaenidae	Zygaena	Palaearctic

Source: Kephart (2006); Kephart et al. (2006); Pitkin and Jenkins (2013).

<sup>a</sup> Eurasia, North Africa

<sup>b</sup> North America

\* Recorded in Australia

Carnations have nectaries located at the base of the flower, and only moths and butterflies have proboscides long enough (up to 2.5 cm) to reach them (Kephart et al., 2006). Presence of lepidopteran pollinators in glasshouses, however, is not common. Within the cut flower industry, the method of shipment and normal handling of the flower stems severely restricts the potential for visits by any insects. Moreover, the morphological changes to flower structure of the cut flower varieties compared with wild *D. caryophyllus* (increased petal number, and enclosure of stamens, anthers and nectaries within the petals) means that access by lepidopteran pollinators is almost entirely precluded (Tanaka et al. 2009).

While all the lepidopteran families listed in Table 2 are present in Australia, only the genera *Papilio*, *Hyles* and *Macroglossum* have been recorded in Australia (Nielsen and Common, 1991). *Hyles* is represented by the single species *H. lineata*, from inland Australia, which feeds on *Boerhavia* and *Tribulus*; *Macroglossum* spp. larvae feed on plants of the Rubiaceae (Nielsen and Common, 1991).

### 4.3 SEED DEVELOPMENT, DISPERSAL AND DORMANCY

Under horticultural conditions, erratic and inadequate seed production has been a problem for carnation breeders. It was common practice to remove lateral shoots and buds from the flowering stems to stimulate the development of the central flower but this actually causes a reduction in fruit setting and seeds/fruit (Sparnaaij and Beeger, 1973).

The carnation fruit ripens in approximately six weeks following pollination (Sparnaaij and Beeger, 1973). Up to 100 seeds can develop in each fruit, although the average is 40 seeds each (Sparnaaij and Beeger, 1973). Once the seed has matured, it is contained within a tubular capsule with a single compartment, which opens from the top. The wind facilitates seed dispersal by causing a back and forth movement of the capsule which is located on the tip of a long flowering stalk (Bird, 1994). If carnation seeds are stored in a cool and dry place, they will remain viable for several years (Sparnaaij and Beeger, 1973).

### 4.4 GERMINATION, GROWTH AND DEVELOPMENT

For ornamental varieties, best germination rates are achieved if seed are fresh. No special treatment is required before sowing. Seeds sown into trays containing a standard seed-raising mix and kept warm and moist will germinate within 4-10 days. Carnation seeds germinate better in the dark (Ingwerson, 1949). The cotyledons are broad and rounded. When plants reach about 5 cm in height



they can be transferred to small individual pots. Transplanting into permanent positions can be done when the plants are about 15 cm high and have developed a good root system (McGeorge and Hammett, 2002).

Carnations do not grow efficiently in acidic soil but will tolerate a range of pH 6-8. Addition of lime to soil at a rate of 60 – 120 g/m<sup>2</sup> is sufficient to allow healthy growth (Bird, 1994). Carnation plants, particularly the perpetual flowering varieties, are often ‘stopped’ to produce a compact plant (Jarrat, 1988). This procedure entails pinching out the centre top leaves of a shoot so that it will branch. When these new shoots are long enough they can also be stopped (‘second stopping’). Second stopping extends the flowering season (Huxley et al., 1992).

## SECTION 5      PHYSIOLOGY AND BIOCHEMISTRY

### 5.1                      BIOCHEMISTRY OF CARNATION FLOWER COLOUR AND SCENT

Flower colour in carnations is produced by two different pigment types: carotenoids and flavonoids. The carotenoids, where present, are responsible for colours ranging from yellow to orange. Anthocyanins are water-soluble pigments derived from flavonoids (Zuker et al., 2002). Wild type carnations have the anthocyanins pelargonidin (orange, pink, red) and/or cyanidin (red, magenta), but do not naturally synthesise delphinidin (blue or purple) (Fukui et al., 2003).

Flower fragrance in carnations is predominantly due to eugenol, beta-caryophyllene and benzoic acid derivatives. Observations in the cultivar ‘Eliat’ show that the level of these compounds increases during flower development and coincides with an increase in flower fragrance (Zuker et al., 2002). There are significant differences in the chemical composition of scents in different cultivars of carnations. A study on five perpetual-flowering carnations and one malmaison (border) carnation showed that the proportions of eugenol caused differences in scent (Clery et al., 1999).

Similarities in floral scent composition may be associated with adaptation to different pollinators. A study on seven non-carnation *Dianthus* species and *Saponaria officinalis* (members of the Caryophyllaceae) found that diurnal *Dianthus* spp. (*D. armeria*, *D. barbatus*, *D. sylvestris*, *D. deltoides*) were pollinated by day-active butterflies. Their flowers contained higher amounts of fatty acid-derived hydrocarbons than those pollinated by night-active species (*D. superbus*, *D. arenarius*, *S. officinalis*) (Jürgens et al., 2003).

### 5.2                      TOXICITY AND ALLERGENIC POTENTIAL

Despite carnation having a long history of floriculture, there are few reports of occupational allergy within the floral industry and no reports of toxicity in humans. The petals and leaves are reportedly mildly toxic to dogs and cats, causing gastrointestinal upset if ingested (American Society for the Prevention of Cruelty to Animals ([ASPCA website](#)), updated 2015, accessed January 2020). Petals may also cause contact dermatitis in pets, but it is not known if it occurs spontaneously following exposure, or whether it develops following a latency period and repeated contact ([ASPCA website](#), updated 2015, accessed January 2020). No toxicity or ill-effects were observed in mice fed extracts of carnation petals in an acute toxicity test (Chandler et al., 2013).

Many ornamental or floriculture flowers can cause dermatological symptoms (e.g. eczema, urticaria and contact dermatitis) and may or may not be associated with respiratory responses (Sanchez-Guerrero et al., 1999). Contact dermatitis and respiratory allergy associated with carnation-handling generally develops following a latency period (Lamminpaa et al., 1996; Sanchez-Guerrero et al., 1999). Contact dermatitis has been observed in workers who had previously handled carnations for four (Stefanaki and Pitsios, 2008) and eight years (Vidal and Polo, 1998). Allergy to carnation without prior occupational exposure is extremely rare, with only one case known. An individual, having developed asthma and rhinitis symptoms when in contact with the flowers as part of recreational activities, was found to be allergic to petals, stamens and stems of carnations (Brinia et al., 2013).

Allergy to carnation may be associated with IgE-mediated reactions in rhinitis and occupational asthma. Causal relationships between carnation allergen exposure and asthma symptoms in carnation workers have been observed (Sanchez-Guerrero et al., 1999). Sensitivity to other pathogens must be considered when allergy to carnations is suspected. The two-spotted mite,

*Tetranychus urticae* (Acari: Prostigmata: Tetranychidae), is a parasite of flowers and a well-known allergen itself, and allergy to both carnations and *T. urticae* have been recorded (Cistero-Bahima et al., 2000; Sánchez-Fernández et al., 2004).

## SECTION 6 ABIOTIC INTERACTIONS

### 6.1 TEMPERATURE

*Dianthus* species in general may be propagated by seed in spring and by cuttings in late summer (Galbally and Galbally, 1997). In the glasshouse environment, propagation may be conducted throughout the year. Carnation seeds germinate better in the dark (Ingwerson, 1949). Seeds normally germinate in seven to ten days at 21°C.

Border carnations are annuals or evergreen perennials, flowering prolifically in midsummer. They prefer a cool-temperate climate and thrive in light and sunshine in summer (Huxley et al., 1992). Perpetual flowering carnations are grown mainly for cut flowers and good quality plants are best achieved by growing them under protection such as a glasshouse which should provide a minimum temperature of 7-10°C so that flowering will continue throughout winter (Huxley et al., 1992).

Low temperature stimulates the initiation of flowers whereas higher temperature results in rapid vegetative growth, more leaf pairs initiated prior to flower initiation, shorter internodes, weaker stems, reduced flower size, reduced cut flower life, and reduced branching (Bieisland and Kristoffersen, 1969 and references cited therein).

### 6.2 WATER AND NUTRIENTS

Limiting water to carnations can inhibit their growth. Significant differences in shoot weight, plant height and foliage width were observed in plants that received only 35% of a regular watering regime (Alvarez et al., 2009). However, plants that received 70% regular watering had less obvious reductions in growth. Flower colour, chroma and hue angle were all the same as in plants with 100% regular watering as those with 70% of the regular watering regime, indicating that carnations can produce good-quality flowers in reduced water scenarios (Alvarez et al., 2009). This may be potentially useful for managing carnation floriculture in times of water scarcity, for example, during droughts.

Deficiencies in soil micronutrients can affect carnation growth and flower yield. Nitrogen is the most commonly deficient element and is characterised by yellowing of leaves and delayed bud growth (Galbally and Galbally, 1997). Potassium deficiency is identified by plants having scorched leaf tips with necrotic spots and poor flower yield (Galbally and Galbally, 1997).

## SECTION 7 BIOTIC INTERACTIONS

### 7.1 WEEDS

Commercial production of carnations is for cut flowers. Commercial growers cultivate carnations in closed greenhouses or polytunnels using sterile soil in concrete channels, rather than planting in untreated garden soil (Galbally and Galbally, 1997). This method reduces the risk of weeds and diseases entering the carnation-growing system. Amateur growers generally plant carnations in their gardens. They are advised to monitor and physically remove common weeds. Grass can also grow among carnations and its early growth can go unnoticed as its leaves resemble those of young carnations (Bird, 1994).

### 7.2 INVERTEBRATE PESTS

Invertebrate pests in carnation floriculture crops in Australia include aphids (*Myzus persicae*), two spotted mite (*Tetranychus urticae*), carnation shoot mite (*Eriophyes paradianthi*), plague thrips (*Thrips imagines*) and budworms (*Heliothis* spp.) (Williams, 2000). A range of invertebrate pests may be found in carnations, including thrips, mites, aphids, caterpillars, nematodes, weevils, scales and leafminers ([University of California Division of Agriculture and Natural Resources Integrated Pest Management website](#), accessed January 2019). Pests cause a range of problems including spoilage of

the flowers (Seaton et al. 1997) and allergy in workers handling the flowers (Cistero-Bahima et al., 2000). Some arthropods are both beneficial and detrimental to *Dianthus* species.

Several moth pollinators of *Dianthus* species have an antagonistic and/or mutualistic relationship with the plants, because they also oviposit in flowers and their caterpillars feed on the plants (Collin et al., 2002). For example, moths of the genus *Hadena* (family Noctuidae) will lay eggs on the plants they feed from, and their caterpillars depredate the flower's seeds (Gargano et al., 2009). Other lepidopteran families that are predators of *Dianthus* spp. include (with localities in parentheses): Arctiidae (Nearctic), Coleophoridae (Palearctic), Gelechiidae (Palearctic), Geometridae (Nearctic, Palearctic), Lymantriidae (East Africa), and Tortricidae (Nearctic, Palearctic) (see the [Butterflies and moths of the World database](#) for further information about these families).

Thrips are common pests of vegetable crops and floriculture crops (Seaton et al., 1997). The western flower thrips (*Frankliniella occidentalis*) is an introduced pest from western USA and now infests crops throughout North America, Mexico, New Zealand and Australia (Seaton et al., 1997 and references cited therein). Thrips can be difficult to manage in carnations because some species have developed resistance against common insecticides (Trujillo et al., 1989). Further, thrips hide within flowers or in the soil and can avoid contact with insecticides (Seaton et al., 1997).

Mites can establish themselves in pockets, relatively unnoticed, in protected crops. The two-spotted spider mite (*T. urticae*) has a cosmopolitan distribution on horticulture crops and thrives in warm greenhouse conditions (British Columbia Ministry of Agriculture 2015). Two-spotted spider mites damage plants by piercing leaf cells and consuming the contents. This causes the cells to collapse and die, making leaves shrivel and turn yellow (Williams, 2000). The first symptom of mite infection of the plant is a silvery appearance of leaves.

Other pests of floriculture carnations include moths and butterflies. Larvae of *Heliothis* moths are one of the most important agricultural pests in Australia (Matthews, 1999). These caterpillars can cause severe damage to unopened flower buds particularly during the late spring and summer period.

Non-arthropod invertebrate pests of carnations include plant-parasitic nematodes, which can cause stock losses in carnations. Root-knot nematodes (*Meloidogyne* spp.) are the most common nematode parasites of carnations (Stirling et al., 1992). They cause lesions on the roots that stunt the growth of plants due to root damage.

### 7.3 BACTERIAL, FUNGAL AND VIRAL PATHOGENS

Species of the bacteria genus *Erwinia* cause streak disease in carnations. Symptoms of the disease include purple or brown streaks along stems and on flowers ([Texas A&M Agrilife Extension](#), accessed December 2019). It is usually controlled with chemical treatments. Other bacteria, e.g., *Pseudomonas* spp., also cause diseases in carnations, with symptoms including spots on leaves, wilting and rotting of roots.

Fusarium wilt (caused by the fungus *Fusarium oxysporum* f. sp. *dianthi*, principally race 2) is of particular concern to carnation growers and varieties are rated according to their susceptibility (Ben-Yephet and Shtienberg, 1997). Fusarium wilt is characterised by wilting of shoots, discolouration of leaves, and brown streaks on vascular tissue in stems ([Texas A&M Agrilife Extension](#), accessed December 2019). Other fusarium pathogens cause diseases such as stem rot (*F. graminearum*) and bud rot (*F. tricinctum*) (Moorman 2008). Hydroponic systems are favoured as a means of confining outbreaks, and effective methods of control include propagation of certified disease-free cuttings and sterilisation of all work surfaces, including soils ([Texas A&M Agrilife Extension](#), accessed December 2019 and (Tanaka et al., , 2005)). *Alternaria dianthicola* is a fungus that causes purple spots on leaves and can rot branches (Moorman, 2016). *Botrytis cinerea* causes grey mould disease. Symptoms of the disease include petals turning brown and decay, with woolly grey spores forming on the petals (Moorman, 2016).

There are over 15 known viruses that affect carnations (Moorman, 2016). The most widespread carnation virus in Australia is the carnation mottle virus, caused by carmovirus (Moran, 1994). Plants infected may show yellow mottling on the leaves or be asymptomatic. It is highly contagious and

spread by foliage contact or direct handling (Moran, 1994). Several viruses are spread by aphid vectors, including caulimovirus (carnation etched ring virus), potyvirus (carnation vein mottle virus), and carlavirus (carnation latent virus) (Moran, 1994). Symptoms of these viruses include brown flecks and yellowing on leaves, depressed yield and calyx splitting, and impaired flower quality respectively (Moran, 1994).

## SECTION 8 WEEDINESS OF CARNATION

Weeds are plants that spread and persist outside their intended land uses and cause harms, such as toxicity to people or a reduction in biodiversity. Weediness in Australia is often correlated with weediness of the plant, or a close relative, elsewhere in the world (Panetta, 1993; Pheloung et al., 1999). The likelihood of weediness is increased by repeated intentional introductions of plants outside their natural geographic range that increase the opportunity for plants to establish and spread into new environments, e.g., escapes of commonly used garden plants (Groves et al., 2005).

Although *D. caryophyllus* and its cultivars are widely grown as floriculture and ornamental plants, there are few records of their being found as naturalised plants even in Mediterranean countries. There are no records of naturalised *D. caryophyllus* in Australia. There are three species of *Dianthus* listed as weeds in Australia: *D. armeria* (found in NSW, Vic., and Tasmania (Tas.)), *D. barbatus* (NSW) and *D. plumaris* (Tas.), but each species is mainly ornamental/cultivated and all are considered to be low risk environmental weeds (Lazarides et al., 1997; Rozefelds et al., 1999; Groves et al., 2003). Recent examination of databases supports this (see for example [NSW Flora online](#), [GBIF Backbone Taxonomy](#), [Atlas of Living Australia \(ALA\)](#), [The Australasian Virtual Herbarium \(AVH\)](#), [The Australian Plant Name Index \(APNI\)](#), [Australian Plant Census \(APC\)](#); all accessed December 2019). Carnation is not closely related to any Weeds of National Significance (WoNS) in Australia ([Weeds of National Significance list](#), accessed December 2019).

Cultivated carnation shares few life history strategies with plants that are classed as weeds or invasive species. It does not reproduce rapidly, is not dispersed widely by abiotic means, and is not a nitrogen-fixer or a climber. In addition, cultivated carnations generally do not produce much pollen and consequently seed set is low or absent (Galbally and Galbally, 1997). Although cultivation of carnation is via vegetative reproduction, carnation does not naturally reproduce asexually and the cuttings used for propagation have to be struck under conducive conditions (see Section 2.5). Carnations have not been reported as weeds, invasive species or pest species in any of the countries where they are grown as floriculture crops, including Australia, Israel, Japan and parts of Europe and South America.

### 8.1 WEED RISK ASSESSMENT FOR CARNATION

A full weed risk assessment for carnation was conducted (see Appendix A). Carnation is considered to have a very low weed risk.

#### 8.1.1 Potential to cause harm - adverse environmental effects

Carnation is a cultivated plant and only grown in highly managed areas: it is grown as a monoculture in horticultural contexts, and as a deliberately-planted ornamental in gardens. Carnation volunteers have not been observed outside of cultivation. Therefore, carnation does not adversely affect any land use or native biodiversity. Carnation is not known to affect the quality of products or services in any land use. Like other commonly cultivated flower plants, carnation has no adverse effect on soil salinity or nutrient levels.

Carnation is susceptible to a range of pathogens, such as Fusarium wilt, and insect pests such as *Heliothis* caterpillars, aphids, thrips and mites. However, it is mainly grown in glasshouses or polytunnels, and the likelihood of it harbouring these pests and pathogens is low because plants are monitored and pesticides applied as required.

### 8.1.2 Potential for spread and persistence (invasiveness)

#### *Establishment and management of carnation volunteers*

*Dianthus caryophyllus* (either cultivated varieties or wild-type) is not known as naturalised in Australia (Lazarides et al., 1997; Groves et al., 2003), despite having been commercially cultivated as a flower crop since 1954. This experience demonstrates that cultivated carnations have a limited ability to invade and establish in disturbed or undisturbed areas. Any carnation volunteers found in urban or rural residential areas could be killed by manual removal, or by herbicide treatment. In horticultural areas, plants are grown in glasshouses or polytunnels, and any volunteers would be removed using the same methods.

#### *Reproduction of carnation*

Carnation is a perennial and plants under horticulture conditions are grown for two to four years before being replaced. Cultivated carnation is rarely grown from seed, because its high heterozygosity reduces the reliability of offspring with the same phenotype. In cultivation, carnations are mainly reproduced by cuttings. However, no evidence has been found to suggest that carnation would reproduce vegetatively in the wild.

Within one year of planting, flowers develop and seed production can be initiated. When flowers are pollinated, up to 100 seeds can develop in each short-stalked capsule, although the average is 40 seeds each (Sparnaaij and Beeger, 1973). It takes at least four weeks after pollination before a mature seed is formed (Sparnaaij and Beeger, 1973; Gatt et al., 1998).

Any carnations grown as ornamentals in gardens are unlikely to set seed owing to a highly modified flower morphology that makes natural pollination difficult. Whereas the flowers of wild *D. caryophyllus* are single and accessible to pollinators, the reproductive organs of the flowers of cultivated carnation may be completely enclosed in the petals thus restricting access for potential pollinators, especially those without a long proboscis.

#### *Dispersal of carnation*

Carnation is deliberately spread by people and its seeds are sold for growing in gardens as ornamental plants. Although the seeds of carnation are small and might get caught in equipment and clothing, they are unlikely to be accidentally spread by humans as it requires considerable effort to produce seeds and as such they are treated as a desirable commodity.

There is no evidence that animals play a role in the dispersal of carnation seeds. Carnation seeds do not possess adaptations for dispersal via the fur or feathers of animals such as hooks or spines. Dispersal of viable seed by water may be possible, e.g. through flooding or irrigation run-off; however, the seeds are not specifically adapted for water dispersal. Wild carnation seed spread is facilitated by wind moving the seed heads to release the seeds (Bird, 1994).

## SECTION 9 POTENTIAL FOR GENE TRANSFER

Vertical gene transfer is the transfer of genetic material from parent to offspring by reproduction. This type of gene transfer can occur by sexual or asexual reproduction. This section deals with gene transfer from *D. caryophyllus* to other plants of the same species or closely related species by sexual reproduction.

Carnations generally produce only small quantities of pollen. The quantity and quality of pollen varies according to cultivar and species (Kho and Baer, 1973; Galbally and Galbally, 1997). The pollen of carnation is heavy and sticky, is not wind-dispersed, and has low viability. Due to these factors, the chance of natural hybridisation of cultivated carnations with wild relatives or even other cultivars is low. The likelihood of dissemination of genetic material through pollen or seeds is limited even further in the production of cut flowers because stems are cut before anthesis.

### 9.1 INTRASPECIFIC GENE TRANSFER

*Dianthus caryophyllus* is an obligate outcrosser because it is protandrous. There is no information on natural intraspecific gene transfer of ornamental carnations in Australia. Most gene transfer is

performed in the context of generating novel phenotypes for flower display (see Section 2.4.1). Insect pollinators (Section 4.2) can contribute to gene transfer as they help outcrossing between individual plants. However, this is more relevant to wild *D. caryophyllus*, not its domesticated cultivars, because pollination in ornamental cultivars of carnations is difficult due to modified flower morphology.

## 9.2 NATURAL INTERSPECIFIC AND INTERGENERIC GENE TRANSFER

The flowers we know as carnations are interspecific hybrids. The perpetual flowering carnations used globally in floriculture are descended from hybridisation between *D. caryophyllus* and *D. chinensis* (Galbally and Galbally, 1997). Little is known about how readily species of *Dianthus* interbreed naturally, because most focus is on the cultivated varieties in ornamental/horticultural contexts.

Three species of *Dianthus* (namely *D. armeria*, *D. barbatus* and *D. plumarius*) are present as weeds in parts of eastern Australia (Lazarides et al., 1997; Rozefelds et al., 1999; Groves et al., 2003). Carnation (*D. caryophyllus*) has been recorded as hybridising with *D. barbatus*, but this was under experimental conditions only (Umieł et al., 1987), see Section 9.3. The likelihood of crossing with cultivated carnations is low, due to pollination reasons outlined in section 4.2.

There are 21 introduced genera from the family Caryophyllaceae present in Australia ([NSW Flora online](#), accessed January 2020). Within the Caryophyllaceae, the genus *Dianthus* is most closely related to the genera *Acanthophyllum*, *Gypsophila*, *Vaccaria*, *Petrorhagia* and *Saponaria* (see Harbaugh et al., 2010; Greenberg and Donoghue, 2011). Each of those genera except *Acanthophyllum* has been recorded as present as weeds in Australia (Lazarides et al., 1997; Rozefelds et al., 1999; Groves et al., 2003). However, most hybridisation in the Caryophyllaceae happens within, not between, genera (Greenberg and Donoghue, 2011), therefore the likelihood of gene transfer between carnations and species of related genera is low.

## 9.3 CROSSING UNDER EXPERIMENTAL CONDITIONS

A large number of *Dianthus* species and cultivars are sexually compatible. Carolin (1957) made 108 different interspecific crosses within the genus and found that 22% produced fertile or sub-fertile offspring. Within these crosses, *D. caryophyllus* × *D. inodorus* (now a synonym of *D. sylvestris*) hybrids were able to produce viable seed only when *D. caryophyllus* provided the pollen; in the reciprocal cross using *D. caryophyllus* as the female parent, there was no fertilisation. Carolin (1957) suggested that this was because *D. caryophyllus* has a style 4 times longer than *D. inodorus* and that the pollen produced by the short-style species is unable to grow the full length of the styles in long-style species.

Efforts to artificially hybridise cultivated carnation with other *Dianthus* species, with the aim of introducing useful traits into the cultivated cultivars, have met with some success (Table 3). However it must be stressed that most of the crosses were done under glasshouse conditions and with human intervention (e.g. petal removal, manual pollination, calyx opening).

In a horticultural setting, pollination between carnation and other *Dianthus* species rarely occurs without human intervention. This is because with continual breeding of carnation many cultivars have lost their ability for natural fertilisation. In addition, hand pollination can contribute in selecting desirable varieties. Selection within *D. caryophyllus* and propagation by soft cuttings has typified the breeding and commercialisation process.

In Australia, gene transfer from carnations to any other plant species, even the most closely related naturalised *Dianthus* species, is unlikely due to the very low fertility of carnations.

**Table 3.** *Dianthus* species that have been successfully hybridised with *D. caryophyllus*.

Species	Reference
<i>D. allwoodii</i>	Umieł et al. (1987)
<i>D. arenarius</i>	Holley and Baker (1963); Umieł et al. (1987)
<i>D. barbatus</i>	Pax and Hoffmann (1934); Umieł et al. (1987)



Species	Reference
<i>D. capitatus</i>	Onozaki et al. (1998)
<i>D. carthusianorum</i>	Mehlquist (1945); Demmink (1978); Segers (1987); Sparnaaij and Koehorst-van Putten (1990)
<i>D. chinensis</i>	Mehlquist (1945); Demmink (1978); Segers (1987); Sparnaaij and Koehorst-van Putten (1990)
<i>D. deltoides</i>	Umiel et al. (1987)
<i>D. gallicus</i>	Andersson-Kottö and Gairdner (1931); Holley and Baker (1963)
<i>D. giganteus</i>	Demmink (1978); Sparnaaij and Koehorst-van Putten (1990)
<i>D. hungaricus</i>	Kishimoto et al. (2013)
<i>D. japonicus</i>	Nimura et al. (2003); Nimura et al. (2008)
<i>D. knappii</i>	Holley and Baker (1963); Segers (1987); Sparnaaij and Koehorst-van Putten (1990)
<i>D. monspessulanus</i>	Holley and Baker (1963)
<i>D. seguieri</i>	Holley and Baker (1963)
<i>D. sinensis</i>	Holley and Baker (1963); Umiel et al. (1987)
<i>D. superbus</i> (var. <i>longicalycinus</i> )	Onozaki et al. (1998); Kishimoto et al. (2013)
<i>D. sylvestris</i> <sup>1</sup>	Carolin (1957); Holley and Baker (1963); Demmink (1978); Umiel et al. (1987)
<i>D. versicolor</i>	Sparnaaij and Koehorst-van Putten (1990)

<sup>1</sup> Carolin (1957) refers to *D. sylvestris* as *D. inodorus*.

## CONCLUSION

This document provides baseline information about carnation, *Dianthus caryophyllus* L. The information included describes carnation uses and extent of cultivation in Australia; provides an overview of production practices and environmental conditions necessary for carnation production; describes carnation morphology, development and biochemical characteristics; estimates the weediness potential for carnation; and evaluates the probability of gene flow from carnation. The purpose of this baseline information is to inform risk analyses of genetically modified forms of the species that may be released into the Australian environment. The sum of this information, including the Weed Risk Assessment, indicates that cultivation of carnations in Australia presents a minimal risk of toxicity, allergenicity and weediness due to its morphological, biological and reproductive characteristics.

## REFERENCES

- ABARES (2016). The Australian Land Use and Management Classification Version 8. (Canberra: Australian Bureau of Agricultural and Resource Economics and Sciences).
- Al-Snafi, P.D.A.E. (2017). Chemical contents and medical importance of *Dianthus caryophyllus*- A review. *IOSR Journal of Pharmacy (IOSRPHR)* 07, 61-71.
- Alvarez, S., Navarro, A., Banon, S., and Sanchez-Blanco, M.J. (2009). Regulated deficit irrigation in potted *Dianthus* plants: Effects of severe and moderate water stress on growth and physiological responses. *Scientia Horticulturae* 122, 579-585.
- Andersson-Kottö, I., and Gairdner, A.E. (1931). Interspecific crosses in the genus *Dianthus*. In *Genetica*, pp. 77-112.
- Auer, C. (2008). Ecological risk assessment and regulation for genetically-modified ornamental plants. *Critical Reviews in Plant Sciences* 27, 255-271.
- Ben-Yephet, Y., and Shtienberg, D. (1997). Effects of the host, the pathogen, the environment and their interactions, on Fusarium wilt in carnation. *Phytoparasitica* 25, 207-216.
- Bieisland, A., and Kristoffersen, T. (1969). Some effects of temperature on growth and flowering in the carnation cultivar 'William Sim'. In *ISHS Acta Hort Flowering regulation in florist crops*, E. Stromme, ed., pp. 97-107.
- Bird, R. (1994). *Border Pinks*, 1st edn (Portland, Oregon, USA: Timber Press).
- Bovy, A.G., Angenent, G.C., Dons, H.J.M., and van Altvorst, A.C. (1999). Heterologous expression of the *Arabidopsis* *etr1-1* allele inhibits the senescence of carnation flowers. *Molecular Breeding* 5, 301-308.
- Bown, D. (1995). *Encyclopaedia of Herbs and their Uses* (Dorling Kindersley, London.).
- Brinia, A., Vovolis, V., Tsioungkos, N., Petrodimopoulou, M., and Kompoti, E. (2013). Respiratory allergy related to accidental exposure to carnation (*Dianthus caryophyllus*) in a healthy non-atopic patient. *Allergy* 68 (Suppl. 97), 421.
- Brooks, T. (1960). Cytological and genetical studies of the carnation, *Dianthus caryophyllus*, with special reference to the production of triploids. Ph.D Thesis (University of Connecticut).
- Carolin, R.C. (1957). Cytological and hybridization studies in the genus *Dianthus*. *New Phytologist* 56, 81-97.
- Carruthers, S. (2002). Hydroponics as an agricultural production system. Report No. 63.
- Chandler, S.F., and Brugliera, F. (2011). Genetic modification in floriculture. *Biotechnology Letters* 33, 207-214.
- Chandler, S.F., Senior, M., Nakamura, N., Tsuda, S., and Tanaka, Y. (2013). Expression of flavonoid 3',5'-hydroxylase and acetolactate synthase genes in transgenic carnation: Assessing the safety of a nonfood plant. *Journal of Agricultural and Food Chemistry* 61, 11711-11720.
- Chandler, S.F., and Tanaka, Y. (2017). Flower Color. In *Encyclopedia of Applied Plant Sciences*, pp. 387-392.
- Chandra, S., and Rawat, D.S. (2015). Medicinal plants of the family Caryophyllaceae: a review of ethno-medicinal uses and pharmacological properties. *Integrative Medicine Research* 4, 123-131.

- Chandra, S., Rawat, D.S., Chandra, D., and Rastogi, J. (2016). Nativity, phytochemistry, ethnobotany and pharmacology of *Dianthus caryophyllus*. *Research Journal of Medicinal Plant* *10*, 1-9.
- Chen, G.-L., Chen, S.-G., Xie, Y.-Q., Chen, F., Zhao, Y.-Y., Luo, C.-X., and Gao, Y.-Q. (2015). Total phenolic, flavonoid and antioxidant activity of 23 edible flowers subjected to in vitro digestion. *Journal of Functional Foods* *17*, 243-259.
- Chopra, R.N., Nayar, S.L., and Chopra, I.C. (1956). *Glossary of Indian Medicinal Plants* (Council of Scientific & Industrial Research, New Delhi).
- Cistero-Bahima, A., Enrique, E., Alonso, R., and del Mar San Miguel, M. (2000). Simultaneous occupational allergy to a carnation and its parasite in a greenhouse worker. *Journal of Allergy and Clinical Immunology* *106*, 780-780.
- Clery, R., Owen, N.E., and Chambers, F.S. (1999). An investigation into the scent of carnations. *Journal of Essential Oil Research* *11*, 359.
- Collin, C.L., Pennings, P.S., Rueffler, C., Widmer, A., and Shykoff, J.A. (2002). Natural enemies and sex: How seed predators and pathogens contribute to sex-differential reproductive success in a gynodioecious plant. *Oecologia* (Berlin) *131*, 94-102.
- Cornett, P. (1998). *Pinks, Gilliflowers, & Carnations - The Exalted Flowers*. (Thomas Jefferson Foundation, Inc.) Accessed: 1998.
- De Benedetti, L., Mercuri, A., Bruna, S., Burchi, G., and Schiva, T. (2001). Genotype identification of ornamental species by RAPD analysis. *Acta Horticulturae* *546*, 391-393.
- Demmink, J.F. (1978). Interspecific crosses in carnation. Paper presented at: Proceedings of the Eucarpia Meeting on Carnation and Gerbera (Alassio, Italy).
- Demmink, J.F., Koehurst, H.J.J., and Sparnaaij, L.D. (1987). Classification of carnation cultivars according to their response to long day treatment under controlled low light conditions. *Acta Horticulturae* *216*, 313-314.
- Department of Agriculture (2018). *Imported cut flower treatment guide*. (Canberra: Department of Agriculture.).
- Facciola, S. (1990). *Cornucopia: A Source Book of Edible Plants* (Kampong Publications, Vista, California).
- FloraHolland (2014). *Facts and figures 2013*. (The Netherlands: FloraHolland).
- Frey, L., and Janick, J. (1991). Organogenesis in carnation. *Journal of the American Society for Horticultural Science* *116*, 1108-1112.
- Fukui, Y., Tanaka, Y., Kusumi, T., Iwashita, T., and Nomoto, K. (2003). A rationale for the shift in colour towards blue in transgenic carnation flowers expressing the flavonoid 3',5'-hydroxylase gene. *Phytochemistry* *63*, 15-23.
- Galbally, J., and Galbally, E. (1997). *Carnations and pinks for garden and greenhouse*. (Portland, Oregon, USA: Timber Press).
- Gargano, D., Gullo, T., and Bernardo, L. (2009). Do inefficient selfing and inbreeding depression challenge the persistence of the rare *Dianthus guliae* Janka (Caryophyllaceae)? Influence of reproductive traits on a plant's proneness to extinction. *Plant Species Biology* *24*, 69-76.

- Gatt, M.K., Hammett, K.R.W., Markham, K.R., and Murray, B.G. (1998). Yellow pinks: interspecific hybridization between *Dianthus plumarius* and related species with yellow flowers. *Scientia Horticulturae* 77, 207-218.
- George, E.F. (1996). *Plant Propagation by Tissue Culture* (Exegetics Limited, Edington, UK).
- Golestani, M.R., Rad, M., Bassami, M., and Afkhami-Goli, A. (2015). Analysis and evaluation of antibacterial effects of new herbal formulas, AP-001 and AP-002, against *Escherichia coli* O157:H7. *Life Sciences* 135, 22-26.
- Gras, A., Serrasolses, G., Vallès, J., and Garnatje, T. (2019). Traditional knowledge in semi-rural close to industrial areas: ethnobotanical studies in western Gironès (Catalonia, Iberian Peninsula). *Journal of Ethnobiology and Ethnomedicine* 15, 19.
- Greenberg, A.K., and Donoghue, M.J. (2011). Molecular systematics and character evolution in Caryophyllaceae. *Taxon* 60, 1637-1652.
- Groves, R.H., Boden, R., and Lonsdale, W.M. (2005). *Jumping the garden fence: Invasive garden plants in Australia and their environmental and agricultural impacts.* (Sydney.: WWF-Australia).
- Groves, R.H., Hosking, J.R., Batianoff, G.N., Cooke, D.A., Cowie, I.D., Johnson, R.W., Keighery, G.J., *et al.* (2003). *Weed categories for natural and agricultural ecosystem management* (Bureau of Rural Sciences, Canberra).
- Hammond, J., Hsu, H.T., Huang, Q., Jordan, R., Kamo, K., and Pooler, M. (2006). Transgenic approaches to disease resistance in ornamental crops. *Journal of Crop Improvement* 17, 155-210.
- Harbaugh, D.T., Nepokroeff, M., Rabeler, R.K., McNeill, J., Zimmer, E.A., and Wagner, W.L. (2010). A new lineage-based tribal classification of the family Caryophyllaceae. *International Journal of Plant Sciences* 171, 185-198.
- Holley, W.D., and Baker, R. (1963). *Carnation Production: Including the History, Breeding, Culture and Marketing of Carnations* (Dubuque, Iowa, USA: W.C. Brown Co. Ltd).
- Holley, W.D., and Baker, R. (1992). Breeding for better varieties. In *Carnation Production II*, W.D. Holley, and R. Baker, eds. (Colorado state University), pp. 21-30.
- Hort Innovation (2019). *Australian horticulture statistics handbook: Other horticulture 2017/18.* (Sydney: Horticulture Innovation Australia Limited).
- Hughes, S. (1993). *Carnations & Pinks: The Complete Guide* (The Crowood Press, Marlborough, UK).
- Huxley, A., Griffiths, M., and Levy, M. (1992). *The New Royal Horticultural Society Dictionary of Gardening* (The Macmillan Press Limited, London).
- Ingwerson, W. (1949). *The Dianthus, a flower monograph* (London: Collins).
- Iwazaki, Y., Kosugi, Y., Waki, K., Yoshioka, T., and Satoh, S. (2004). Generation and ethylene production of transgenic carnations harboring ACC synthase cDNA in sense or antisense orientation. *Journal of Applied Horticulture* 6, 67-71.
- Jarrat, J. (1988). *Growing Carnations* (Kangaroo Press, Kenthurst, NSW, Australia).
- Jerves-Andrade, L., León-Tamariz, F., Peñaherrera, E., Cuzco, N., Tobar, V., Ansaloni, R., and Wilches, I. (2014). Medicinal plants used in South Ecuador for gastrointestinal problems: An evaluation of the antibacterial potential. *Journal of Medicinal Plants research* 8, 1310-1320.

Jurgens, A., Witt, T., and Gottsberger, G. (2003). Flower scent composition in *Dianthus* and *Saponaria* species (Caryophyllaceae) and its relevance for pollination biology and taxonomy. *Biochemical Systematics and Ecology* 31, 345-357.

Jürgens, A., Witt, T., and Gottsberger, G. (2003). Pollen grain numbers, ovule numbers and pollen-ovule ratios in Caryophylloideae; correlation with breeding system, pollination, life form, style number and sexual system. *Sexual plant reproduction* 14, 279-289.

Kephart, S. (2006). Pollination mutualisms in Caryophyllaceae. *New Phytologist* 169, 637-640.

Kephart, S., Reynolds, R.J., Rutter, M.T., Fenster, C.B., and Dudash, M.R. (2006). Pollination and seed predation by moths on *Silene* and allied Caryophyllaceae: evaluating a model system to study the evolution of mutualisms. *New Phytologist* 169, 667-680.

Khalid, M., Saeed ur, R., Bilal, M., and Huang, D.-f. (2019). Role of flavonoids in plant interactions with the environment and against human pathogens — A review. *Journal of Integrative Agriculture* 18, 211-230.

Kho, Y.O., and Baer, J. (1973). The effect of temperature on pollen production in carnations. *Euphytica* 22, 467-470.

Kinouchi, T., Endo, R., Yamashita, A., and Satoh, S. (2006). Transformation of carnation with genes related to ethylene production and perception: towards generation of potted carnations with a longer display time. *Plant Cell Tissue and Organ Culture* 86, 27-35.

Kishimoto, K., Yagi, M., Onozaki, T., Yamaguchi, H., Nakayama, M., and Oyama-Okubo, N. (2013). Analysis of scents emitted from flowers of interspecific hybrids between carnation and fragrant wild *Dianthus* species. *Journal of the Japanese Society for Horticultural Science* 82, 145-153.

Kosugi, Y., Shibuya, K., Tsuruno, N., Iwazaki, Y., Mochizuki, A., Yoshioka, T., Hashiba, T., *et al.* (2000). Expression of genes responsible for ethylene production and wilting are differently regulated in carnation (*Dianthus caryophyllus* L.) petals. *Plant Science* 158, 139-145.

Lamminpää, A., Estlander, R., Jolanki, R., and Kanerva, L. (1996). Occupational allergic contact dermatitis caused by decorative plants. *Contact Dermatitis* 34, 330-335.

Larsen, P.B., Ashworth, E.N., Jones, M.L., and Woodson, W.R. (1995). Pollination-induced ethylene in carnation: Role of pollen tube growth and sexual compatibility. *Plant Physiology* 108, 1405-1412.

Lazarides, M., Cowley, K., and Hohnen, P. (1997). *CSIRO Handbook of Australian Weeds* (Canberra, ACT: CSIRO).

Le Maout, E., Decaisne, J., Hooker, F., and Hooker, J.D. (1876). A general system of botany descriptive and analytical. In two parts. (London: Longmans, Green).

Lim, T.K. (2014). *Dianthus caryophyllus*. In *Edible medicinal and non-medicinal plants: volume 7, flowers*, T.K. Lim, ed. (Dordrecht: Springer Science), pp. 684-693.

Lu, C.-Y., Nugent, G., Wardley-Richardson, T., Chandler, S.F., Young, R., and Dalling, M.J. (1991). Agrobacterium-mediated transformation of carnation (*Dianthus caryophyllus* L.). *Bio/Technology* 9, 864-868.

Matthews, M. (1999). *Heliothine Moths of Australia: a guide to pest bollworms and related noctuid groups* (Collingwood VIC: CSIRO Publishing).

McGeorge, P., and Hammett, K. (2002). *Carnations and Pinks: Garden Elegance* (David Bateman Ltd., Auckland, NZ).

Mehlquist, G.A.L. (1945). Inheritance in the carnation: V. Tetraploid carnations from interspecific hybridization. *Proceeding of the American Society for Horticultural Science* 46, 397-406.

Miyahara, T., Sugishita, N., Ishida-Dei, M., Okamoto, E., Kouno, T., Cano, E.A., Sasaki, N., *et al.* (2018). Carnation / locus contains two chalcone isomerase genes involved in orange flower coloration. *Breeding Science* 68, 481-487.

Moorman, G. (2016). Carnation Diseases. (Penn State University) Accessed: January 2020.

Moran, J. (1994). Virus diseases of carnations. (State of Victoria, Department of Primary Industries).

Nielsen, E.S., and Common, I.F.B. (1991). Lepidoptera. In *The insects of Australia*, CSIRO, ed. (Melbourne: Melbourne University Press), pp. 817-915.

Nimura, M., Kato, J., Mii, M., and Morioka, K. (2003). Unilateral compatibility and genotypic difference in crossability in interspecific hybridization between *Dianthus caryophyllus* L. and *Dianthus japonicus* Thunb. *TAG Theoretical & Applied Genetics* 106, 1164-1170.

Nimura, M., Kato, J., Mii, M., and Ohishi, K. (2008). Cross-compatibility and the polyploidy of progenies in reciprocal backcrosses between diploid carnation (*Dianthus caryophyllus* L.) and its amphidiploid with *Dianthus japonicus* Thunb. *Scientia Horticulturae* 115, 183-189.

Noda, N. (2018). Recent advances in the research and development of blue flowers. *Breeding Science advpub*.

Nugent, G., Wardley-Richardson, T., and Lu, C.Y. (1991). Plant regeneration from stem and petal of carnation (*Dianthus caryophyllus* L.). *Plant Cell Reports* 10, 477-480.

Onozaki, T., Ikeda, H., Yamaguchi, T., and Himeno, M. (1998). Introduction of Bacterial Wilt (*Pseudomonas caryophylli*) resistance in *Dianthus* wild species to carnation. *Acta Horticulturae* 454, 127-132.

Panetta, F.D. (1993). A system of assessing proposed plant introductions for weed potential. *Plant Protection Quarterly* 8, 10-14.

Pax, F., and Hoffmann, K. (1934). *Die Natürlichen Pflanzen Familien*, Volume 16c (Berlin: Duncleer and Humblot).

Pheloung, P.C., Williams, P.A., and Halloy, S.R. (1999). A weed risk assessment model for use as a biosecurity tool evaluating plant introductions. *Journal of Environmental Management* 57, 239-251.

Pieroni, A., Nedelcheva, A., and Dogan, Y. (2014). Local knowledge of medicinal plants and wild food plants among Tatars and Romanians in Dobruja (South-East Romania). *Genetic Resources and Crop Evolution* 62, 605-620.

Pieroni, A., Quave, C.L., Villanelli, M.L., Mangino, P., Sabbatini, G., Santini, L., Boccetti, T., *et al.* (2004). Ethnopharmacognostic survey on the natural ingredients used in folk cosmetics, cosmeceuticals and remedies for healing skin diseases in the inland Marches, Central-Eastern Italy. *Journal of Ethnopharmacology* 91, 331-344.

Pitkin, B., and Jenkins, P. (2013). *Butterflies and moths of the world*. (Trustees of the Natural History Museum) Accessed: 8 January 2020.

Potera, C. (2007). Blooming biotech. *Nature Biotechnology* 25, 963-965.



- Rios, M., Tinitana, F., Jarrín-V, P., Donoso, N., and Romero-Benavides, J.C. (2017). "Horchata" drink in Southern Ecuador: medicinal plants and people's wellbeing. *Journal of Ethnobiology and Ethnomedicine* 13, 18.
- Rozefelds, A.C., Cave, L., Morris, D.I., and Buchanan, A.M. (1999). The weed invasion in Tasmania since 1970. *Australian Journal of Botany* 47, 23-48.
- Sánchez-Fernández, C., González-Gutiérrez, M.L., Esteban-López, M.I., Martínez, A., and Lombardero, M. (2004). Occupational asthma caused by carnation (*Dianthus caryophyllus*) with simultaneous IgE-mediated sensitization to *Tetranychus urticae*. *Allergy* 59, 114-115.
- Sanchez-Guerrero, I.M., Escudero, A.I., Bartolom, B., and Palacios, R. (1999). Occupational allergy caused by carnation (*Dianthus caryophyllus*). *Journal of Allergy and Clinical Immunology* 104, 181-185.
- Sato, S., Katoh, N., Yoshida, H., Iwai, S., and Hagimori, M. (2000). Production of doubled haploid plants of carnation (*Dianthus caryophyllus* L.) by pseudofertilized ovule culture. *Scientia Horticulturae* 83, 301-310.
- Savin, K.W., Baudinette, S.C., Graham, M.W., Michael, M.Z., Nugent, G., Lu, C.-Y., Chandler, S.F., *et al.* (1995). Antisense ACC oxidase RNA delays carnation petal senescence. *HortScience* 30, 970-972.
- Scariot, V., Paradiso, R., Rogers, H., and De Pascale, S. (2014). Ethylene control in cut flowers: Classical and innovative approaches. *Postharvest Biology and Technology* 97, 83-92.
- Seaton, K.A., Cook, D.F., and Hardie, D.C. (1997). The effectiveness of a range of insecticides against western flower thrips (*Frankliniella occidentalis*) (Thysanoptera: Thripidae) on cut flowers. *Australian Journal of Agricultural Research* 48, 781-787.
- Segers, A. (1987). The development of interspecific carnation hybrids. *Acta Horticulturae* 216, 373-375.
- Sitch, P. (1975). *Carnations for Garden and Greenhouse* (John Gifford Ltd, London).
- Sparnaaij, L.D., and Beeger, G.W. (1973). The improvement of seed production for breeding purposes in the glasshouse carnation (*Dianthus caryophyllus* L.). *Euphytica* 22, 274-278.
- Sparnaaij, L.D., and Koehorst-van Putten, H.J.J. (1990). Selection for early flowering in progenies of interspecific crosses of ten species in the genus *Dianthus*. *Euphytica* 50, 211-220.
- Stefanaki, E.C., and Pitsios, C. (2008). Occupational dermatitis because of carnation. *Contact Dermatitis* 58, 119-120.
- Stirling, G.R., Stanton, J.M., and Marshall, J.W. (1992). The Importance of Plant-Parasitic Nematodes to Australian and New Zealand Agriculture. *Australasian Plant Pathology* 21, 104-115.
- Tanaka, Y., and Brugliera, F. (2013). Flower colour and cytochromes P450. *Philosophical Transactions of the Royal Society B: Biological Sciences* 368, 20120432.
- Tanaka, Y., and Brugliera, F. (2014). Metabolic engineering of flower colour pathways using cytochromes P450. In *Fifty years of cytochrome P450 research*, H. Yamazaki, ed. (Japan: Springer), pp. 207-229.
- Tanaka, Y., Brugliera, F., and Chandler, S. (2009). Recent progress of flower colour modification by biotechnology. *International journal of molecular sciences* 10, 5350-5369.

- Tanaka, Y., Katsumoto, Y., Brugliera, F., and Mason, J. (2005). Genetic engineering in floriculture. *Plant Cell, Tissue and Organ Culture* 80, 1-24.
- Tanase, K., Nishitani, C., Hirakawa, H., Isobe, S., Tabata, S., Ohmiya, A., and Onozaki, T. (2012). Transcriptome analysis of carnation (*Dianthus caryophyllus* L.) based on next-generation sequencing technology. *BMC Genomics* 13, 292.
- Trujillo, E.E., Shimabuku, R., Hashimoto, C., and Hori, T.M. (1989). Diseases and pests of carnation. (College of Tropical Agriculture and Human Resources, University of Hawaii).
- Tutin, T.G., and Walters, S.M. (1993). *Dianthus* L. In *Flora Europea*, T.G. Tutin, N.A. Burges, A.O. Chater, J.R. Edmondson, V.H. Heywood, D.M. Moore, D.H. Valentine, *et al.*, eds. (Cambridge: Cambridge University Press), pp. 227-246.
- Umiel, N., Dehan, K., and Kagan, S. (1987). Genetic variations in carnation: colour patterns of petals, number of buds and the arrangement of flower buds on the stems. *Acta Horticulturae* 216, 355-358.
- van der Hoeven, A.P. (1987). The influence of daylength on flowering of carnations. *Acta Horticulturae* 216, 315-319.
- Vidal, C., and Polo, F. (1998). Occupational allergy caused by *Dianthus caryophyllus*, *Gypsophila paniculata*, and *Lilium longiflorum*. *Allergy* 53, 995-998.
- Virtue, J.G. (2008). SA weed risk management guide. (Adelaide: Government of South Australia: Department of Water, Land and Biodiversity Conservation).
- Watson, L., and Dallwitz, M.J. (2000). The Families of Flowering Plants: Descriptions, Illustrations, Identification, and Information Retrieval. Accessed: 18/8/2005.
- Williams, D. (2000). Pests of carnations. Report No. AgNote AGO181. (State of Victoria, Department of Primary Industries).
- Yagi, M. (2015). Recent progress in genomic analysis of ornamental plants, with a focus on carnation. *The Horticulture Journal* 84, 3-13.
- Yagi, M., Kosugi, S., Hirakawa, H., Ohmiya, A., Tanase, K., Harada, T., Kishimoto, K., *et al.* (2014). Sequence analysis of the genome of carnation (*Dianthus caryophyllus* L.). *DNA Research* 21, 231-241.
- Yagi, M., Shirasawa, K., Waki, T., Kume, T., Isobe, S., Tanase, K., and Yamaguchi, H. (2017). Construction of an SSR and RAD marker-based genetic linkage map for carnation (*Dianthus caryophyllus* L.). *Plant Molecular Biology Reporter* 35, 110-117.
- Yang, Y., Moore, M.J., Brockington, S.F., Mikenas, J., Olivieri, J., Walker, J.F., and Smith, S.A. (2018). Improved transcriptome sampling pinpoints 26 ancient and more recent polyploidy events in Caryophyllales, including two allopolyploidy events. *New Phytologist* 217, 855-870.
- Zhang, X., Wang, Q., Yang, S., Lin, S., Bao, M., Bendahmane, M., Wu, Q., *et al.* (2018). Identification and characterization of the MADS-Box genes and their contribution to flower organ in carnation (*Dianthus caryophyllus* L.). *Genes* 9, 193.
- Zuker, A., Shklarman, E., Scovel, G., Ben-Meir, H., Ovadis, M., Neta-Sharir, I., Ben-Yephet, Y., *et al.* (2001). Genetic engineering of agronomic and ornamental traits in carnation. *Acta Horticulturae* 560, 91-94.
- Zuker, A., Tzfira, T., Ben-Meir, H., Ovadis, M., Shklarman, E., Itzhaki, H., Forkmann, G., *et al.* (2002). Modification of flower color and fragrance by antisense suppression of the flavanone 3-hydroxylase gene. *Molecular Breeding* 9, 33-41.

## APPENDIX A WEED RISK ASSESSMENT FOR CARNATION.

**Species:** *Dianthus caryophyllus* (carnation)

Relevant land uses:

1. Intensive<sup>5</sup> uses (ALUM<sup>6</sup> classifications: 5.1.2 shade houses, 5.1.3 glasshouses, 5.4.1 urban residential, 5.4.3 rural residential without agriculture);
2. Production from irrigated agriculture and plantations (ALUM classification 4.4.6 irrigated perennial flowers and bulbs).

**Background:** The Weed Risk Assessment (WRA) methodology is adapted from the Australian/New Zealand Standards HB 294:2006 National Post-Border Weed Risk Management Protocol. The questions and ratings (see table) used in this assessment are based on the South Australian Weed Risk Management Guide (Virtue, 2008) . The terminology is modified to encompass all plants, including crop plants.

Weeds are usually characterised by one or more of a number of traits, these including rapid growth to flowering, high seed output, and tolerance to a range of environmental conditions. Further, they cause one or more harms to human health, safety and/or the environment. Carnations have been grown as an ornamental flower for centuries and as an intensively produced floriculture crop since the late 1800s. In Australia, carnations are mainly grown in Victoria and southern New South Wales, and are usually contained in glasshouses or polytunnels. Unless cited, information in this weed risk assessment is from the body of this document. This weed risk assessment is for non-GM carnation volunteers in the land use areas identified above. Reference to carnation as a cultivated crop is only made to inform its assessment as a volunteer.

---

<sup>5</sup> *Intensive use* includes areas of intensive horticulture or animal production, areas of manufacture or industry, residential areas, service areas (e.g. shops, sportsgrounds), utilities (e.g. electricity, gas, water) areas of transportation and communication (e.g. along roads, railways, ports, airports), mine sites and areas used for waste management areas.

<sup>6</sup> ALUM refers to the Australian Land Use and Management classification system version 8 published October 2016 (ABARES, 2016).

Invasiveness questions	Carnation
<b>1. What is carnation's ability to establish amongst existing plants?</b>	<p><b>Rating: Low in all relevant land uses</b></p> <p>Carnation is a domesticated crop that grows best under horticultural conditions, although carnation seeds are sold for growing in gardens as ornamental plants. There are no naturalised populations of <i>D. caryophyllus</i> (either cultivated varieties or wild-type) known in Australia. Floriculture carnations produce little seed relative to wild-type, and it would appear that carnations have an extremely limited ability to invade and establish in disturbed or undisturbed areas.</p>
<b>2. What is carnation's tolerance to average weed management practices in the land use?</b>	<p><b>Rating: Low in all relevant land uses</b></p> <p>Weed management practices (preventive, cultural and chemical) aim at reducing the loss in yields due to weeds. Any carnation volunteers found in urban or rural residential areas would be killed by manual removal, or by herbicide treatment. In horticulture areas, plants are kept contained in glasshouses or polytunnels and any volunteers would be removed using the same methods.</p>
<b>3. Reproductive ability of carnation in the land use:</b>	
<b>3a. What is the time to seeding in the land uses?</b>	<p><b>Rating: ≤ 1 year</b></p> <p>Carnation is a perennial and plants under horticulture conditions are grown for 2-4 years before being replaced. Flowers appear within one year of planting, and theoretically seed production would occur within one year of planting.</p>
<b>3b. What is the annual seed production in the land use per square metre?</b>	<p><b>Rating: Low in all relevant land uses</b></p> <p>Horticulture carnation is rarely grown from seed, because high heterozygosity reduces reliability of plants to produce offspring of the same phenotype. Any carnations grown as ornamentals in gardens are unlikely to set seed owing to a highly modified flower morphology that makes pollination by insects extremely difficult.</p>
<b>3c. Can carnation reproduce vegetatively?</b>	Under natural conditions, carnation <b>cannot</b> reproduce by vegetative propagation.
<b>4. Long distance seed dispersal (more than 100m) by natural means in land uses</b>	
<b>4a. Are viable plant parts dispersed by flying animals (birds and bats)?</b>	<p><b>Rating: Unlikely in all relevant land uses</b></p> <p>There is no evidence that flying animals play a role in the dispersal of carnation seeds.</p>
<b>4b. Are viable plant parts dispersed by wild land based animals?</b>	<p><b>Rating: Unlikely in all relevant land uses</b></p> <p>Carnation seeds do not possess adaptations for dispersal on the exterior (fur) of animals (e.g. hooks or spines).</p>

<b>Invasiveness questions</b>	<b>Carnation</b>
<b>4c. Are viable plant parts dispersed by water?</b>	<b>Rating: Unlikely in all relevant land uses</b> Dispersal of viable seed by water is theoretically possible, e.g. through flooding or irrigation run-off, but production of seed to disperse is unlikely.
<b>4d. Are viable parts dispersed by wind?</b>	<b>Rating: Unlikely in all relevant land uses</b> Wild carnation seed spread is facilitated by wind moving the seed head to release the seeds.
<b>5. Long distance seed dispersal (more than 100m) by human means in land uses:</b>	
<b>5a. How likely is deliberate spread via people?</b>	<b>Rating: Occasional in all relevant land uses</b> Carnation seed is available for purchase to grow plants as ornamentals.
<b>5b. How likely is accidental spread via people, machinery and vehicles?</b>	<b>Rating: Unlikely in all relevant land uses</b> Carnation seed is unlikely to be <i>accidentally</i> spread. Seeds would be grown deliberately by people who would like the plants in their gardens, and likelihood of accidental spread is low.
<b>5c. How likely is spread via contaminated produce?</b>	<b>Rating: Unlikely in/from all relevant land use areas</b> Carnation grown in horticulture is not used for stock feed, or in rotation with other crops.
<b>5d. How likely is spread via domestic/farm animals?</b>	<b>Rating: Unlikely in all relevant land uses</b> Carnations rarely produce seeds in garden settings. Seeds do not possess adaptations for dispersal on the exterior (fur) of animals (e.g. hooks or spines).

<b>Impact questions</b>	<b>Carnation</b>
<b>6. Does carnation reduce the establishment of desired plants?</b>	<b>Rating: None</b> Carnation is a cultivated plant. It grows as a monoculture in horticultural contexts, and as a deliberately-planted ornamental in gardens. If carnation was to be found in undesirable areas, it would be treated as per item 2 above.
<b>7. Does carnation reduce the yield or amount of desired plants?</b>	<b>Rating: None</b> Carnation is not considered a weed in Australia, and does not threaten agricultural productivity or native biodiversity.

Impact questions	Carnation
<b>8. Does carnation reduce the quality of products or services obtained from the land use?</b>	<b>Rating: None</b> As discussed in questions 6 and 7 above, carnation has virtually no impact on either the establishment and/or yield/amount of desired species. Carnation would not affect the quality of products or services.
<b>9. What is the potential of carnation to restrict the physical movement of people, animals, vehicles, machinery and/or water?</b>	<b>Rating: None</b> Carnation would have no effect on physical movement.
<b>10. What is the potential of carnation to negatively affect the health of animals and/or people?</b>	<b>Rating: Low in all relevant land uses</b> Carnation has been known to cause allergic dermatitis in some people (Vidal and Polo, 1998; Stefanaki and Pitsios, 2008), and can also be associated with occupational asthma (Lamminpaa et al., 1996; Sanchez-Guerrero et al., 1999). Most cases of allergy to carnation occur with repeated exposure over a period of time, and are not associated with acute allergy from novel exposure. Thus, the potential of carnation to negatively affect the health of animals and/or people is low.
<b>11. Major positive and negative effects of carnation on environmental health in the land use:</b>	
<b>11a. Does carnation provide food and/or shelter for pathogens, pests and/or diseases in the land use?</b>	<b>Rating: Minor or no effect</b> Carnation is susceptible to a range of pathogens, such as Fusarium Wilt, and insect pests such as the <i>Heliothis</i> caterpillar, aphids, thrips, and mites. However, carnation is contained in horticulture scenarios, and the likelihood of carnation spreading these pathogens is low because of monitoring of plants and use of pesticides as required.
<b>11b. Does carnation change the fire regime in the land use?</b>	<b>Rating: Minor or no effect</b> Carnation is not known to have fire-promoting characteristics.
<b>11c. Does carnation change the nutrient levels in the land use?</b>	<b>Rating: Minor or no effect</b> Carnation does not have any properties that would cause it to affect soil nutrient levels if volunteers were able to grow unhindered.
<b>11d. Does the species affect the degree of soil salinity in the land use?</b>	<b>Rating: Minor or no effect</b> Carnation does not accumulate salt and cause high salinity in soils.
<b>11e. Does the species affect the soil stability in the land use?</b>	<b>Rating: Minor or no effect</b> Carnation is a plant that grows under managed conditions, and as such it does not grow widely in unprotected areas and would not be expected to affect soil characteristics.



<b>Impact questions</b>	<b>Carnation</b>
<b>11f. Does the species affect the soil water table in the land use</b>	<b>Rating: Minor or no effect</b> See above.
<b>11g. Does the species alter the structure of nature conservation by adding a new strata level?</b>	<b>Rating: Minor or no effect</b> See above.