



Australian Government

Department of Health and Aged Care  
Office of the Gene Technology Regulator

# Risk Assessment and Risk Management Plan (Consultation version)

for

## DIR 197

Clinical trial of genetically modified *Lactobacillus brevis* for treatment of inflammatory bowel disease

Applicant: Novotech (Australia) Pty Ltd

21 July 2023

**This RARMP is open for consultation until 25 August 2023.**

Written comments on the risks to human health and safety and the environment posed by this proposed clinical trial of GM *Lactobacillus brevis* are invited. You may make your submission

via mail to: The Office of the Gene Technology Regulator, MDP 54 GPO Box 9848, Canberra ACT 2601  
or

via email to: [ogtr@health.gov.au](mailto:ogtr@health.gov.au).

Please note that issues regarding patient safety and the efficacy of the treatment **do not** fall within the scope of these evaluations as they are the responsibilities of other agencies and authorities.

# Summary of the Risk Assessment and Risk Management Plan

## (Consultation Version) for

### Licence Application DIR 197

#### Introduction

The Gene Technology Regulator (the Regulator) has received a licence application for a clinical trial using a genetically modified organism (GMO). It qualifies as Dealings involving the Intentional Release (DIR) of genetically modified organisms into the Australian environment under the *Gene Technology Act 2000* (the Act).

The applicant, Novotech (Australia) Pty Limited (Novotech) proposes to conduct a first-in-human clinical trial of genetically modified (GM) *Lactobacillus brevis* bacteria for treatment of inflammatory bowel disease. The GMO would be administered orally and is designed to have anti-inflammatory effects in the gastrointestinal tract.

Clinical trials in Australia are conducted in accordance with requirements of the *Therapeutic Goods Act 1989*, which is administered by the Therapeutic Goods Administration (TGA). Therefore, in addition to approval by the Regulator, Novotech will require authorisation from the TGA before the trial commences. Clinical trials conducted in Australia must also be conducted in accordance with the [National Statement on Ethical Conduct in Human Research](#) and with the [Guidelines for Good Clinical Practice](#) of the International Council for Harmonisation of Technical Requirements for Registration of Pharmaceuticals for Human Use. Novotech will also require approval from the Department of Agriculture, Fisheries and Forestry for import of the GM treatment.

The Regulator has prepared a Risk Assessment and Risk Management Plan (RARMP) for this application, which concludes that the proposed clinical trial poses negligible to low risks to human health and safety and the environment. Licence conditions have been drafted to manage these risks. The Regulator invites submissions on the RARMP, including draft licence conditions, to inform the decision on whether to issue a licence.

#### The application

<b>Project title</b>	Clinical trial of genetically modified <i>Lactobacillus brevis</i> for treatment of inflammatory bowel disease
<b>Parent organism</b>	<i>Lactobacillus brevis</i>
<b>Genetic modifications<sup>1</sup></b>	<ul style="list-style-type: none"> <li>• Introduction of gene encoding human vasoactive intestinal peptide (VIP) to reduce inflammation</li> </ul>
<b>Principal purpose</b>	<ul style="list-style-type: none"> <li>• To assess the safety of single and multiple ascending doses of the GMO in healthy clinical trial participants, and</li> <li>• To assess the safety and efficacy of multiple doses of the GMO in clinical trial participants with ulcerative colitis</li> </ul>
<b>Previous clinical trials</b>	None

<sup>1</sup> Information about genetic modifications other than the introduction of the VIP gene has been declared Confidential Commercial Information (CCI). Under Section 185 of the Act, the confidential information is made available to the prescribed experts and agencies that are consulted on the RARMP for this application.

<b>Proposed limits and controls</b>	
Proposed duration	7 years
Proposed release size	Up to 60 clinical trial participants in Australia
Proposed locations	Medical facilities and the homes of clinical trial participants
Proposed controls	<ul style="list-style-type: none"> <li>• importing the GMO in a form that is double packaged and ready for administration</li> <li>• tracking GMO doses dispensed to clinical trial participants and destroying any GMO doses that remain unused at the end of the trial</li> <li>• issuing spill kits to trial participants to clean up any spill of GMO that occurs at home</li> <li>• instructing clinical trial participants in appropriate hygiene measures</li> </ul>

## ***Risk assessment***

The risk assessment concludes that the proposed clinical trial poses negligible to low risks to human health and safety and the environment. Specific risk treatment measures are included in the draft licence to manage these risks.

The risk assessment process considers how the genetic modifications and proposed activities conducted with the GMO might lead to harm to people or the environment. Risks are characterised in relation to both the seriousness and likelihood of harm, taking into account information in the application (including proposed controls), relevant previous approvals and current scientific/technical knowledge. Both the short- and long-term impact are considered.

Credible pathways to potential harm that were considered include potential exposure to the GMO through accidental ingestion or through shedding from trial participants; the potential for the introduced gene to be transferred to other bacteria; and the potential for the GMO to spread in the environment and enter food and feed.

Important factors in reaching the conclusions of the risk assessment included:

- the GMO is not expected to colonise human or animal guts;
- the small scale of the clinical trial minimises the likelihood of horizontal gene transfer events;
- there are plausible pathways for release of the GMO into the outdoor environment;
- there is uncertainty regarding the ability of the GMO to establish and spread in the environment;
- VIP is capable of causing adverse health effects at sufficiently high levels of exposure.

## ***Risk management***

The risk management plan describes measures to protect the health and safety of people and to protect the environment by controlling or mitigating risk. The risk management plan is given effect through licence conditions. Draft licence conditions are detailed in Chapter 4 of the RARMP.

The risk management plan concludes that the identified negligible to low risks can be managed to protect the health and safety of people and the environment by imposing specific risk treatment measures. A number of licence conditions are proposed to restrict release of the GMO into the outdoor environment.

The draft licence also includes limits on the number of trial participants and duration of the trial, as well as a range of controls proposed by the applicant to restrict the potential for the GMO to spread in the environment. In addition, there are several general conditions relating to ongoing licence holder suitability,

auditing and monitoring, and reporting requirements which include an obligation to report any unintended effects.

# Table of contents

<b>SUMMARY OF THE RISK ASSESSMENT AND RISK MANAGEMENT PLAN .....</b>	<b>I</b>
INTRODUCTION .....	I
THE APPLICATION .....	I
RISK ASSESSMENT .....	II
RISK MANAGEMENT .....	II
<b>TABLE OF CONTENTS .....</b>	<b>IV</b>
<b>ABBREVIATIONS .....</b>	<b>VI</b>
<b>CHAPTER 1 RISK ASSESSMENT CONTEXT .....</b>	<b>1</b>
SECTION 1 BACKGROUND .....	1
1.1 Interface with other regulatory schemes .....	2
SECTION 2 THE PROPOSED DEALINGS .....	3
2.1 Proposed limits of the trial .....	4
2.2 Proposed controls to restrict spread and persistence of the GMO in the environment ....	4
2.3 Details of the proposed dealings .....	4
SECTION 3 PARENT ORGANISM .....	7
3.1 Risk group .....	8
3.2 Habitat .....	8
3.3 Infections and control .....	9
3.4 Horizontal gene transfer .....	9
3.5 Parental strain .....	9
SECTION 4 THE GMO - NATURE AND EFFECT OF THE GENETIC MODIFICATION .....	9
4.1 The genetic modifications and effects .....	9
4.2 Characterisation of the GMO .....	11
SECTION 5 THE RECEIVING ENVIRONMENT .....	11
5.1 Presence of related bacterial species in the receiving environment .....	11
5.2 Presence of similar genetic material in the environment .....	12
SECTION 6 PREVIOUS AUTHORISATIONS .....	12
<b>CHAPTER 2 RISK ASSESSMENT .....</b>	<b>13</b>
SECTION 1 INTRODUCTION .....	13
SECTION 2 RISK IDENTIFICATION .....	14
2.1 Risk source .....	14
2.2 Causal pathway .....	15
2.3 Potential harms .....	15
2.4 Postulated risk scenarios .....	15
2.5 Risk scenario 1 .....	18
2.6 Risk scenario 2 .....	21
2.7 Risk scenario 3 .....	22
2.8 Risk scenario 4 .....	23
2.9 Risk scenario 5 .....	25
SECTION 3 RISK CHARACTERISATION .....	27
3.1 Risk scenario 3 .....	27
3.2 Likelihood assessment .....	27
3.3 Consequence assessment .....	33
3.4 Risk estimate .....	35
SECTION 4 UNCERTAINTY .....	35
SECTION 5 RISK EVALUATION .....	36
<b>CHAPTER 3 RISK MANAGEMENT PLAN .....</b>	<b>38</b>

SECTION 1	BACKGROUND.....	38
SECTION 2	RISK TREATMENT MEASURES FOR SUBSTANTIVE RISKS .....	38
SECTION 3	GENERAL RISK MANAGEMENT .....	39
3.1	Limits and controls on the clinical trial .....	39
3.2	Other risk management considerations .....	42
SECTION 4	ISSUES TO BE ADDRESSED FOR FUTURE RELEASES.....	44
SECTION 5	CONCLUSIONS OF THE CONSULTATION RARMP.....	44
<b>CHAPTER 4</b>	<b>DRAFT LICENCE CONDITIONS .....</b>	<b>45</b>
SECTION 1	INTERPRETATIONS AND DEFINITIONS .....	45
SECTION 2	GENERAL CONDITIONS AND OBLIGATIONS .....	46
SECTION 3	LIMITS AND CONTROL MEASURES .....	49
SECTION 4	REPORTING AND DOCUMENTATION.....	53
ATTACHMENT A.....		55
ATTACHMENT B – SUMMARY OF REPORTING REQUIREMENTS* .....		56
<b>REFERENCES</b> .....		<b>58</b>

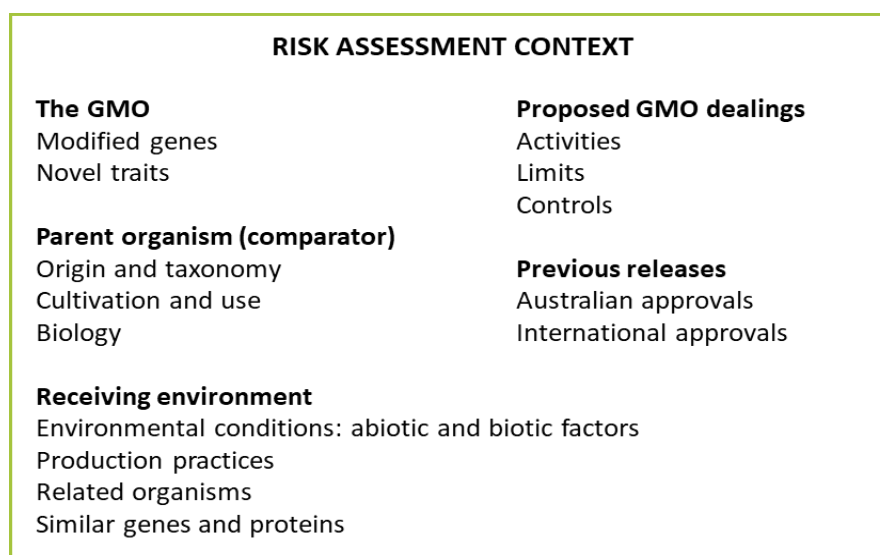
## Abbreviations

CCI	Confidential Commercial Information
CFU	Colony forming unit
DAFF	Department of Agriculture, Fisheries and Forestry
DIR	Dealings involving Intentional Release
DNA	Deoxyribonucleic acid
GM	Genetically modified
GMO	Genetically modified organism
GTTAC	Gene Technology Technical Advisory Committee
HGT	Horizontal gene transfer
HREC	Human Research Ethics Committee
IATA	International Air Transport Association
IBC	Institutional Biosafety Committee
kg	kilogram
mg	milligram
mL	millilitre
NHMRC	National Health and Medical Research Council
NPAAC	National Pathology Accreditation Advisory Council
NSQHS	National Safety and Quality Health Service
OGTR	Office of the Gene Technology Regulator
pmol/L	Picomoles per litre
QPS	Qualified Presumption of Safety
RAF	Risk Assessment Framework
RARMP	Risk Assessment and Risk Management Plan
TGA	Therapeutic Goods Administration
the Act	The <i>Gene Technology Act 2000</i>
the Regulations	The Gene Technology Regulations 2001
the Regulator	The Gene Technology Regulator
VIP	Vasoactive intestinal peptide

# Chapter 1 Risk assessment context

## Section 1 Background

1. An application has been made under the *Gene Technology Act 2000* (the Act) for Dealings involving the Intentional Release (DIR) of genetically modified organisms (GMOs) into the Australian environment.
2. The Act and the Gene Technology Regulations 2001 (the Regulations), together with corresponding State and Territory legislation, comprise Australia's national regulatory system for gene technology. Its objective is to protect the health and safety of people, and to protect the environment, by identifying risks posed by or as a result of gene technology, and by managing those risks through regulating certain dealings with GMOs.
3. Section 50 of the Act requires that the Gene Technology Regulator (the Regulator) must prepare a Risk Assessment and Risk Management Plan (RARMP) in response to an application for release of GMOs into the Australian environment. Sections 50, 50A and 51 of the Act and sections 9 and 10 of the Regulations outline the matters which the Regulator must take into account and who must be consulted when preparing the RARMP.
4. The *Risk Analysis Framework* (RAF) (OGTR, 2013) explains the Regulator's approach to the preparation of RARMPs in accordance with the Act and the Regulations. The Regulator has also developed operational policies and guidelines that are relevant to DIR licences. These documents are available from the Office of the Gene Technology Regulator ([OGTR website](#)).
5. Figure 1 shows the information that is considered, within the regulatory framework, in establishing the risk assessment context. This information is specific for each application. Risks to the health and safety of people or the environment posed by the proposed dealings are assessed within this context. Chapter 1 describes the risk assessment context for this application.



*Figure 1. Summary of parameters used to establish the risk assessment context, within the legislative requirements, operational policies and guidelines of the OGTR and the RAF.*

6. In accordance with Section 50A of the Act, this application is considered to be a limited and controlled release application, as the Regulator was satisfied that it meets the criteria prescribed by the Act. Therefore, the Regulator was not required to consult with prescribed experts, agencies and authorities before preparation of the RARMP.



7. Section 52 of the Act requires the Regulator to seek comment on the consultation RARMP from agencies - the Gene Technology Technical Advisory Committee (GTTAC), State and Territory Governments, Australian Government authorities or agencies prescribed in the Regulations, Australian local councils and the Minister for the Environment - and from the public.

### 1.1 Interface with other regulatory schemes

8. Gene technology legislation operates in conjunction with other regulatory schemes in Australia. The GMOs and any proposed dealings conducted under a licence issued by the Regulator may also be subject to regulation by other Australian government agencies that regulate GMOs or GM products, including Food Standards Australia New Zealand, the Australian Pesticides and Veterinary Medicines Authority, the Therapeutic Goods Administration (TGA), the Australian Industrial Chemicals Introduction Scheme and the Department of Agriculture, Fisheries and Forestry (DAFF).

9. The DAFF regulates products imported into Australia to protect Australia from biosecurity risks. Under the *Biosecurity Act 2015*, the importation of biological material such as live GM treatments requires a permit from the DAFF.

10. Medicines and other therapeutic goods for use in Australia are required to be assessed for quality, safety and efficacy under the *Therapeutic Goods Act 1989* and must be included in the Australian Register of Therapeutic Goods. The TGA is responsible for administering the provisions of this legislation. Clinical trials of therapeutic products that are experimental and under development, prior to a full evaluation and assessment, are also regulated by the TGA through the Clinical Trial Approval scheme or the Clinical Trial Notification scheme.

11. Approval by a Human Research Ethics Committee (HREC) is also a fundamental requirement of a clinical trial. HREC review is a part of the research governance process carried out by an institution that is responsible for the quality, safety and ethical acceptability of research carried out under their auspices. HRECs review research proposals involving human participants to ensure that they are ethically acceptable and meet relevant standards and guidelines. Elements of research to be considered include research merit and integrity, justice, beneficence, and participant consent.

12. The National Health and Medical Research Council (NHMRC) has issued the *National Statement on Ethical Conduct in Human Research, 2018* (National Statement) (National Health and Medical Research Council et al., 2018) which is the principal ethics guideline setting out the requirements for the ethical design, review and conduct of human research in Australia. The *Therapeutic Goods Act 1989* requires an HREC to review and monitor all clinical trials of unregistered therapeutic goods. The HREC must be registered with the NHMRC and constituted and operating in accordance with the National Statement.

13. In terms of risk to individuals participating in a clinical trial, the TGA (as the primary regulatory agency of investigational products), the trial sponsor, the investigators and the HREC responsible for each trial site all have roles in ensuring participant's safety under the *Therapeutic Goods Act 1989* and the requirements of the National Statement. However, where the trial involves a GMO, authorisation is also required under gene technology legislation. To avoid duplication of regulatory oversight, and as risks to trial participants are addressed through the above mechanisms, the Regulator's focus is on assessing risks posed to people other than those participating in the clinical trial, and to the environment. This includes risks to people preparing and administering the GMO, and risks associated with import, transport and disposal of the GMO.

14. The International Council for Harmonisation of Technical Requirements for Registration of Pharmaceuticals for Human Use – Guideline for Good Clinical Practice is an international ethical and scientific quality standard for designing, conducting, recording and reporting trials that involve the participation of human subjects (ICH, 2016). The guideline was developed with consideration of the current good clinical practices of the European Union, Japan, and the United States of America, as

well as those of Australia, Canada, the Nordic countries and the World Health Organization. The TGA has adopted the Integrated addendum to ICH E6(R1): Guideline for good clinical practice E6(R2) (Therapeutic Goods Administration), which provides overarching guidance for conducting clinical trials in Australia which fall under TGA regulation.

15. Some dealings with the GMO will be conducted at clinical trial sites, which are medical facilities including out-patient settings, hospitals and associated pharmacies. Analysis of biological samples collected from trial participants administered with the GMO may occur at clinical trial sites or at pathology laboratories.

16. The State and Territory governments regulate hospitals and other medical facilities in Australia. All public and private hospitals and day procedure services need to be accredited to the National Safety and Quality Health Service (NSQHS) Standards developed by the Australian Commission on Safety and Quality in Healthcare (the Commission) and endorsed by the State and Territory Health Ministers. The Commission coordinates accreditation processes via the Australian Health Service Safety and Quality Accreditation scheme. The NSQHS Standards provide a quality assurance mechanism that tests whether relevant systems are in place to ensure that the minimum standards of safety and quality are met. The safety aspects addressed by the NSQHS Standards include the safe use of sharps, disinfection, sterilisation and appropriate handling of potentially infectious substances. Additionally, the Commission has developed the National Model Clinical Guidance Framework, which is based on, and builds on NSQHS Standards to ensure that clinical governance systems are implemented effectively and to support better care for patients and consumers.

17. The National Pathology Accreditation Advisory Council (NPAAC) advises Commonwealth, State and Territory Health Ministers on matters relating to the accreditation of pathology laboratories. NPAAC plays a key role in ensuring the quality of Australian pathology services and is responsible for the development and maintenance of standards and guidelines for pathology practices. The standards include safety precautions to protect the safety of workers from exposure to infectious microorganisms in pathology laboratories. While compliance with NPAAC standards and guidelines is not mandatory, there is a strong motivation for pathology services to comply, as Medicare benefits are only payable for pathology services if conducted in an appropriate Accredited Pathology Laboratory category, by an Approved Pathology Practitioner employed by an Approved Pathology Authority. Accreditation of pathology services is overseen by Services Australia (formerly Department of Human Services), and currently, the only endorsed assessing body for pathology accreditation is the National Association of Testing Authorities.

18. Hospitals and pathology laboratories, including their workers, managers and executives, all have a role in making the workplace safe and managing the risks associated with handling potentially infectious substances including the proposed GMO. There are minimum infection prevention practices that apply to all health care in any setting where health care is provided. These prevention practices were initially developed by the Centers for Disease Control and Prevention, and are known as the standard precautions for working with potentially infectious material. The standard precautions are described in the Australian Guidelines for the Prevention and Control of Infection in Healthcare (2019).

## Section 2      The proposed dealings

19. Novotech (Australia) Pty Ltd (Novotech) is seeking authorisation to carry out a clinical trial of a genetically modified (GM) *Lactobacillus brevis* (LIV001) for treatment of inflammatory bowel disease. The purpose of the proposed first-in-human study is:

- (a) to assess the safety, tolerability, and pharmacokinetics of single and multiple ascending doses of the GMO in healthy clinical trial participants, and

- (b) to assess the safety, tolerability, and efficacy of multiple doses of the GMO in clinical trial participants with mild-to-moderate active ulcerative colitis.
20. The dealings involved in the proposed clinical trial are to:
- (a) import the GMO;
  - (b) conduct the following experiments with the GMO:
    - i. oral administration of the GMO to clinical trial participants;
    - ii. collection of samples from trial participants;
    - iii. analysis of samples from trial participants;
  - (c) transport the GMO;
  - (d) dispose of the GMO;

and the possession (including storage), supply and use of the GMO for the purposes of, or in the course of, any of these dealings.

## **2.1 Proposed limits of the trial**

21. The clinical trial is proposed to take place over a seven-year period from the date of issue of the licence.
22. Up to 60 people in Australia would be enrolled in the clinical trial. The treatment duration would range from a single dose of the GMO to daily doses of the GMO over a period of 8 weeks.

## **2.2 Proposed controls to restrict spread and persistence of the GMO in the environment**

23. The applicant has proposed a number of controls to restrict the spread and persistence of the GMO in the environment. These include:
- importing the GMO in a form that is double packaged and ready for administration<sup>2</sup>;
  - tracking GMO doses that have been dispensed to clinical trial participants for self-administration at home and destroying any GMO doses that remain unused at the end of the trial;
  - issuing spill kits to trial participants to clean up any spill of GMO that occurs at home;
  - instructing clinical trial participants in appropriate hygiene measures, such as hand washing after using the toilet;
  - only enrolling trial participants who agree to abstain from unprotected anal sex.

## **2.3 Details of the proposed dealings**

### **2.3.1 Manufacture and import of the GMO**

24. The GMO will be produced by an Australian pharmaceutical company under a separate authorisation and exported to the United Kingdom for manufacture of the drug product. The GMO will be imported in a form that is ready for administration in the clinical trial. Import of the GMO will be conducted in accordance with International Air Transport Association (IATA) guideline UN3245 (GMOs that are not classified as category A or B infectious substances).

---

<sup>2</sup> Some information about the dosage form and packaging of the GMO has been declared CCI. Under Section 185 of the Act, the confidential information is made available to the prescribed experts and agencies that are consulted on the RARMP for this application.

### **2.3.2 Trial design**

25. The proposed clinical trial will be conducted in three sequential parts. In all three parts of the trial, participants would be randomised to receive GMO or placebo at a ratio of 2:1.

26. Part A of the proposed clinical trial is a single ascending dose study that will enrol 18 healthy adults to receive a single dose of either the GMO or placebo. Half of the participants receiving the GMO would receive a low dose and half of the participants would receive a high dose (10 x low dose)<sup>3</sup>.

27. Part B of the proposed clinical trial is a multiple ascending dose study that will enrol 18 healthy adults to receive a daily dose of either the GMO or placebo for 14 days. Half the participants receiving the GMO would receive a low dose and half of the participants would receive a high dose (10 x low dose).

28. Part C of the proposed clinical trial is a multiple dose study in adult patients with ulcerative colitis, a form of inflammatory bowel disease. Approximately 15 patients with mild-to-moderate ulcerative colitis would receive a medium dose (5 x low dose) of either the GMO or placebo daily for 56 days.

29. The proposed trial design is summarised in Table 1.

### **2.3.3 Administration of the GMO**

30. The GMO doses would be self-administered orally by trial participants.

31. In Parts A and B of the proposed clinical trial, the trial participants would remain in a clinical trial facility for the first three days of the trial.

32. In Part A of the trial, the trial participants would take their only dose of the GMO at a clinical trial facility under the supervision of staff.

33. In Part B of the trial, the trial participants would take their first three daily doses of the GMO at a clinical trial facility under the supervision of staff. The remaining eleven daily doses would be dispensed to the trial participants to self-administer at home.

34. In Part C of the trial, the trial participants would take their first daily dose of the GMO at a clinical trial facility under the supervision of staff. The remaining 55 daily doses would be dispensed to the trial participants to self-administer at home.

---

<sup>3</sup> Some information about the dosage form of the GMO and the quantity of GMO in each dose has been declared CCI. Under Section 185 of the Act, the confidential information is made available to the prescribed experts and agencies that are consulted on the RARMP for this application.

**Table 1 Summary of clinical trial design**

	People receiving GMO	People receiving placebo	Dose level	Number of doses	Doses at clinical trial facility	Doses at home
<b>Part A</b>	12	6	1 (50%) 10 (50%)	1	1	0
<b>Part B</b>	12	6	1 (50%) 10 (50%)	14	3	11
<b>Part C</b>	~10	~5	5	56	1	55

**2.3.4 Selection of trial participants**

35. Relevant inclusion criteria proposed by the applicant include:

- participants must be willing and able to comply with all study-related procedures and assessments; and
- for Parts A and B of the study, participants must be generally healthy, based on medical history and tests conducted at screening; and
- for Part C of the study, participants must have active mild-to-moderate ulcerative colitis at Day 1 of the trial.

36. Relevant exclusion criteria proposed by the applicant include:

- women who are pregnant or lactating; and
- for Parts A and B of the study, functional gastrointestinal disorders, e.g., irritable bowel syndrome, heartburn, nausea or dyspepsia; and
- for Part C of the study, history of a condition associated with significant immunosuppression.

**2.3.5 Sample collection and analysis**

37. Blood, urine and stool samples will be collected from trial participants for analysis. Blood and urine samples will be collected during visits to a clinical trial facility. Stool samples will be collected either at a clinical trial facility (during the period that participants remain in the clinical trial facility) or at home. Clinical trial staff would provide the trial participants with commercial collection kits for stool samples. Some stool samples (for safety examinations) would be collected without processing, and could contain viable GMO. Other stool samples (for pharmacokinetics assessment) would be collected in sample tubes that homogenise and preserve samples, and are not expected to contain viable GMO. Stool samples that contain GMO are proposed to be analysed on-site at the clinical trial facilities.

**2.3.6 Transport and storage of the GMO**

38. GMO doses stored at clinical trial sites would be handled in accordance with the Regulator's *Guidelines for Transport, Storage and Disposal of GMOs* for risk group 1 organisms.

39. GMO doses dispensed to trial participants would be transported by the trial participants from the clinical trial sites to their homes by their usual mode of transport. The GMO doses would be

dispensed double-packaged<sup>4</sup>. GMO doses would be dispensed to trial participants during site visits: twice for participants in Part B of the trial and three times for participants in Part C of the trial. Trial participants may also transport GMO doses if they travel during the period of the clinical trial or if they return unused doses to the clinical trial sites.

40. GMO doses dispensed to trial participants would be stored at the trial participants' homes. If the participants travel and stay away from home during the clinical trial, the GMO doses would also be stored at temporary accommodation<sup>5</sup>.

41. Stool samples containing GMO would be transported by the trial participants from their homes to clinical trial sites.

### **2.3.7 Disposal of the GMO**

42. At the clinical trial sites, unused GMO or waste containing GMO would be disposed of via the clinical waste stream.

43. Trial participant stool containing GMO would be released into the normal sewage system.

### **2.3.8 Accountability and Monitoring**

44. A record of the quantity of GMO dispensed to each trial participant would be maintained. Each trial participant would self-administer doses of the GMO at home and record the details in a diary. Compliance with the prescribed dosage regime would be assessed at each clinical trial site visit by reviewing the diary. On completion of the study, any unused GMO doses would be returned to the clinical trial site for disposal. Evidence of the use of all dispensed GMO or the destruction of any surplus GMO would be documented.

### **2.3.9 Contingency plans**

45. In the event of a spill of GMO at a trial participant's home, the trial participant would be instructed to use a spill kit to clean up the GMO, place the collected GMO and materials used to clean the spill in a sealable bag and return the sealable bag to a clinical trial site for appropriate disposal<sup>6</sup>.

46. Trial participants would keep a diary to track use of the GMO at home. Any accidental ingestion of the GMO by a person other than a trial participant would be reported to Novotech and the OGTR.

47. If treatment of the GMO became necessary, the applicant states that effective antibiotics could be administered<sup>7</sup>.

## **Section 3 Parent organism**

48. The parent organism of the GMO is *Lactobacillus brevis*, also known as *Levilactobacillus brevis*, which belongs to the *Bacillus* class of the *Firmicutes* phylum of bacteria (Zheng et al., 2020). The characteristics of the parent organism provide a baseline for comparing the potential for harm from dealings with the GMO. The relevant biological properties of *L. brevis* will be discussed here.

49. *L. brevis* is a gram-positive, facultatively anaerobic, rod-shaped bacteria that does not produce spores. It is a heterofermentative lactobacteria, meaning that its main source of energy is

---

<sup>4</sup> Some information about the packaging of the GMO has been declared CCI. Under Section 185 of the Act, the confidential information is made available to the prescribed experts and agencies that are consulted on the RARMP for this application.

<sup>5</sup> Some information about the timing of GMO administration has been declared CCI.

<sup>6</sup> Some information about the GMO dosage form has been declared CCI.

<sup>7</sup> Information about specific antibiotics that are effective against the GMO has been declared CCI.

fermentation of sugars into lactic acid, CO<sub>2</sub> and either acetic acid or ethanol (Schleifer, 2009; Zheng et al., 2020).

### 3.1 Risk group

50. The Australian Standard for microbiological safety and containment defines four risk groups for microorganisms (Standards Australia and Standards New Zealand, 2022). *L. brevis* is not a listed organism in the Standard, which only lists microorganisms from Risk Group 2 or higher. According to the Public Health Agency of Canada [ePATHogen - Risk Group Database](#), *L. brevis* is Risk Group 1. Similarly, according to the German government Central Committee on Biological Safety [Database of safety-assessed microorganisms](#), *L. brevis* is Risk Group 1. Risk Group 1 classification is given, internationally, to microorganisms that are unlikely to cause human or terrestrial animal disease (Standards Australia and Standards New Zealand, 2022).

51. The European Food Safety Authority (EFSA) maintains a list of microorganisms which have received Qualified Presumption of Safety (QPS) status for intentional addition to food and feed. *L. brevis* has QPS status, with the qualification that strains should not harbour any acquired antimicrobial resistance genes to clinically relevant antimicrobials (EFSA Panel on Biological Hazards et al., 2023). *L. brevis* strains are used commercially as starter culture for fermentation of human food and animal feed (Zheng et al., 2020). *L. brevis* is also present as a minor component in many commercial probiotic products (Morovic et al., 2016). The Australian Register of Therapeutic Goods currently lists 13 probiotic products containing *L. brevis*, including products intended for children ([TGA website](#), accessed 7/7/2023).

52. The Risk Group 1 classification and QPS status of *L. brevis* indicate that it is not considered pathogenic or harmful to humans or animals.

### 3.2 Habitat

53. Members of the *Lactobacillus* genus are found in nutrient-rich habitats. A study of their lifestyles assigned *Lactobacillus* species into three categories: free-living (associated with plant material or environment), host-adapted (associated with invertebrate or vertebrate hosts) or nomadic. *L. brevis* was assigned to the free-living lifestyle group (Duar et al., 2017). This means that *L. brevis* is an environmental bacterium that does not normally colonise human or animal guts.

54. *L. brevis* is found at low levels on plant surfaces and grows in decaying plant material (Schleifer, 2009). It occurs widely in vegetable and cereal fermentations (Zheng et al., 2020). For instance, it is a component of the fermentation cultures for silage, sourdough, sauerkraut and other pickled vegetables, and it is a problematic spoilage organism for beer (Schleifer, 2009; Feyereisen et al., 2019; Ashaolu and Reale, 2020; Zheng et al., 2020). *L. brevis* also grows well on domestic kitchen and garden waste (Probst et al., 2013).

55. As *L. brevis* is frequently consumed in food by humans and animals, it transits through the intestinal tract. *L. brevis* is reported to be occasionally recovered from intestines of humans, pigs, birds, cattle and rats (Schleifer, 2009). A large metagenomic analysis of *Lactobacillus* species prevalence in human faecal samples found that *L. brevis* genomes were present with a relative abundance of greater than 0.01% in 0.4% of faecal samples from healthy individuals (Ghosh et al., 2020).

56. A study of *L. brevis* as a probiotic found that the two tested strains of *L. brevis* can survive and multiply under a regime of 3 hours in simulated human gastric juice and 7 hours in simulated human intestinal juice (Fukao et al., 2013). The survival rates of the two strains were approximately 110% and 220% of the *L. brevis* cells ingested. This study did not simulate competition with gut microorganisms, which might reduce survival rates to some extent. However, a high proportion of *L. brevis* ingested would survive transit through the gastrointestinal tract.

### 3.3 Infections and control

57. Infections caused by *Lactobacillus* species are very rare, but occasionally occur in people with underlying medical conditions (Schleifer, 2009; Rossi et al., 2019). For instance, in a large study of bacteremia cases in Finland, 0.2% of cases were caused by *Lactobacillus* species, and most of the patients infected with *Lactobacillus* species had a severe underlying condition (organ transplant with immunosuppressive treatment or metastatic cancer) (Saxelin et al., 1996). The most common types of infections caused by *Lactobacillus* species are bacteremia and endocarditis (Cannon et al., 2005; Rossi et al., 2019). In a review of *Lactobacillus*-associated infections, one of 140 cases where the species was identified was caused by *L. brevis* (Cannon et al., 2005).

58. Three recent studies of antibiotic resistance in *Lactobacillus* species tested a total of 17 strains of *L. brevis*. All strains of *L. brevis* were susceptible to the antibiotics chloramphenicol and erythromycin and almost all strains were susceptible to ampicillin and clindamycin (Anisimova and Yarullina, 2019; Dušková et al., 2020; Stefanska et al., 2021).

59. *Lactobacillus* species are resistant to inactivation by acid at pH 2 and by alkali at pH 12. They are inactivated by heat treatment at 80°C for 15 minutes or 100°C for 5 minutes (Almada et al., 2021). *L. brevis* strains are susceptible to the biocides benzalkonium chloride, triclosan and chlorhexidine. They are moderately susceptible to the biocide sodium hypochlorite, with some strains requiring sodium hypochlorite concentrations of 2 – 4 mg/mL for inactivation (Arioli et al., 2013).

### 3.4 Horizontal gene transfer

60. A comparative genome analysis of 19 *L. brevis* strains found that they contained an average of 5 plasmids per strain (Feyereisen et al., 2019). A study of a *L. brevis* strain containing 9 plasmids found that one plasmid contained a full set of the genes required for conjugation (Fukao et al., 2013). Other plasmids are likely mobilizable and capable of horizontal transfer between bacteria during a conjugation process.

61. The genomes of *L. brevis* strains were found to contain from 1 – 7 prophage integration sites, with an average of 3 prophage integrations per strain, about half of which were intact prophages (Feyereisen et al., 2019). This indicates that *L. brevis* is susceptible to infection by prophages, and these prophages may be able to horizontally transfer DNA between bacterial genomes.

62. The chromosomes of *L. brevis* strains contain between 2088 and 2674 protein coding sequences (Feyereisen et al., 2019). Some of the chromosomal genes associated with survival of strains in particular environmental niches are reported to be acquired by horizontal gene transfer (Romano et al., 2014; Feyereisen et al., 2019).

### 3.5 Parental strain

63. The name and some information about the parental strain has been declared confidential commercial information (CCI). Under Section 185 of the Act, the confidential information is made available to the prescribed experts and agencies that are consulted on the RARMP for this application.

64. It is unknown whether the parental strain is present in Australia.

## Section 4 The GMO - nature and effect of the genetic modification

### 4.1 The genetic modifications and effects

65. The GMO was developed by Liveome Inc and is called LIV001. LIV001 is GM *L. brevis* with an introduced gene cassette encoding vasoactive intestinal peptide (VIP). One rationale for introducing VIP into *L. brevis* is to combine two treatments (i.e. the probiotic effect of *L. brevis* and the immunomodulatory effect of VIP) that may have a positive effect in people suffering from



inflammatory bowel disease. The other rationale is to provide an extended release formulation for VIP in the gastrointestinal tract.

66. Information about genetic modifications other than the introduction of the VIP gene has been declared CCI. Information about the method of genetic modification has also been declared CCI. Under Section 185 of the Act, the confidential information is made available to the prescribed experts and agencies that are consulted on the RARMP for this application.

67. Presence of the intended genetic modifications and absence of any unintended insertions of exogenous sequence were confirmed by whole genome sequencing.

#### **4.1.1 Introduced VIP gene**

68. The introduced gene cassette contains a synthetic gene sequence encoding a peptide based on human vasoactive intestinal peptide (VIP). The amino acid sequence of the peptide was modified to enhance stability. In addition, the DNA sequence encoding the peptide was codon-optimised for expression in *Lactobacillus* bacteria.

69. Human VIP is a 28-residue neuropeptide secreted by neurons and immune cells. It regulates multiple physiological functions in organs including the heart, lung, thyroid gland, kidney, urinary tract and gastrointestinal tract (Delgado and Ganea, 2013; Iwasaki et al., 2019; Martinez et al., 2019).

70. In the gastrointestinal tract, VIP receptors are found on mucosal cells of the stomach, small intestine and colon, on a range of immune system cells, and on smooth muscle cells (Iwasaki et al., 2019). Therefore, if the GMO is ingested, the VIP produced can act directly on VIP receptors in the gastrointestinal tract. The VIP would not need to be absorbed into the bloodstream to have a biological effect.

71. VIP homologues are present in a range of vertebrates. VIP is known to have immunomodulatory effects in mammals (Smalley et al., 2009). The intended function of VIP in the GMO is to reduce inflammation in patients with inflammatory bowel disease. Mammalian VIP inhibits the production of pro-inflammatory cytokines and chemokines and stimulates production of anti-inflammatory cytokines (Delgado and Ganea, 2013; Martinez et al., 2019).

72. As suppression of inflammation in the gastrointestinal tract is the intended therapeutic effect of VIP in the proposed trial, it is not considered an adverse effect for trial participants. However, immunosuppression by VIP would be an adverse effect on health for people other than trial participants.

73. Other known functions of VIP in the gastrointestinal tract include:

- (a) vasodilation of the gastrointestinal mucosa;
- (b) promoting gastrointestinal motility and reducing food transit time;
- (c) stimulating water and anion secretion into the intestines; and
- (d) inhibition of gastric acid secretion (Iwasaki et al., 2019).

74. Hyperexpression of VIP, which occasionally occurs in humans due to VIP-secreting tumours, causes high-volume watery diarrhea (Ghaferi et al., 2008; Iwasaki et al., 2019). The associated dehydration and loss of electrolytes may require hospitalisation. Chronic potassium deficiency caused by this condition can be life-threatening if untreated. A hospitalised patient can be stabilised by intravenous rehydration and electrolyte replacement, but the diarrhea will continue as long as high levels of VIP are present (Ghaferi et al., 2008).

75. Intravenous infusion of VIP in healthy adults is reported to cause secretory diarrhea similar to the condition caused by VIP-secreting tumours (Kane et al., 1983). The plasma VIP concentration reported to induce secretory diarrhea is  $129 \pm 40$  pmol/L, compared to a normal plasma VIP concentration of about 15 pmol/L.

76. Cholera patients with profuse watery diarrhea have normal levels of VIP in blood but very high levels of VIP in stool. This suggests that human cholera diarrhea is mediated by increased intestinal production and release of VIP. Patients with cholera may require hospitalisation for severe dehydration and shock (Afroze et al., 2020).

77. Human VIP is stable in solution at low and neutral pH and at different salt concentrations. However, it is very rapidly degraded by proteases in both simulated gastric fluid and simulated intestinal fluid, with a half-life of less than one minute (Cui et al., 2013). The synthetic VIP gene introduced into the GMO encodes a stabilised VIP analogue<sup>8</sup>. The half-life of the synthetic VIP secreted by the GMO in the human digestive tract is unknown, but based on confidential information, it is likely to be longer than the half-life of human VIP. If so, each molecule of the synthetic VIP analogue is likely to have greater biological effect than a molecule of human VIP, due to the longer time window available for binding receptors.

78. The synthetic VIP sequence secreted by the GMO is unlikely to be allergenic due to its high homology to endogenous human VIP. In addition, the molecular weight of human VIP is 3.3 kDa (Cui et al., 2013), and there is a general consensus that peptides <3.5 kDa do not pose a risk of sensitisation to IgE-mediated allergic reactions (Wang et al., 2022).

79. There are no known previous clinical trials of orally administered VIP.

## 4.2 Characterisation of the GMO

80. Results of animal studies with the GMO and bioinformatic analysis of the GMO have been declared CCI. Under Section 185 of the Act, the confidential information is made available to the prescribed experts and agencies that are consulted on the RARMP for this application.

### 4.2.1 Expression of VIP in the GMO

81. Expression levels of VIP in the GMO have not been characterised.

## Section 5 The receiving environment

82. The receiving environment forms part of the context for assessing risks associated with dealings with GM micro-organisms (OGTR, 2013). It informs the consideration of potential exposure pathways.

83. The intended primary receiving environment of the GMO is the gastrointestinal tract of clinical trial participants.

84. As the clinical trial will not be conducted in contained facilities, and viable GMO can be shed from trial participants, the GMO could also enter the local environment.

### 5.1 Presence of related bacterial species in the receiving environment

85. The presence of related bacteria may offer an opportunity for introduced genetic material to transfer between the GMO and other organisms in the receiving environment.

86. Various *Lactobacillus* species are present throughout the digestive system, i.e. inside the mouth, the stomach mucosa and intestines. DNA sequence analysis indicates that on average less than 1% of the bacteria in the distal human gut are *Lactobacilli* (Rossi et al., 2019). A large international analysis of the microbiome of human faecal samples found that 34% of samples from

---

<sup>8</sup> Some information about the synthetic VIP analogue produced by the GMO has been requested as CCI. Under Section 185 of the Act, the confidential information is made available to the prescribed experts and agencies that are consulted on the RARMP for this application.

healthy individuals included at least one *Lactobacillus* species that was detected with a relative abundance of greater than 0.01%. Faecal samples from patients with inflammatory bowel disease had a higher *Lactobacillus* prevalence than samples from healthy individuals (Ghosh et al., 2020).

87. *Lactobacillus* species are also widespread in the Australian environment on plant and animal hosts. For example, various Australian studies have reported that *Lactobacillus* species dominate the bacterial community in maize and sorghum silage (Forwood et al., 2019; Hooker et al., 2019), are normal microflora in the broiler chicken gastrointestinal tract (Stephenson et al., 2009), and are common in craft beer (Menz et al., 2010).

## 5.2 Presence of similar genetic material in the environment

88. As the vasoactive intestinal peptide is highly conserved in mammals (Smalley et al., 2009), VIP gene homologs are widespread in mammalian cells in the environment.

89. The [NCBI tblastn algorithm](#) (accessed 12/5/2023) was used to search for translated bacterial DNA sequences homologous to the human VIP amino acid sequence. No significant similarity was found, indicating that no bacteria sequenced in the NCBI database possess VIP genes.

90. The synthetic VIP gene in the GMO, which encodes a stabilised VIP analogue and is codon-optimised for expression in *Lactobacillus* bacteria, is not present in the environment.

## Section 6 Previous authorisations

91. The GMO has not been previously authorised for clinical trials or commercial release in any country. The proposed clinical trial would be a first-in-human study.

## Chapter 2 Risk assessment

### Section 1 Introduction

92. The risk assessment identifies and characterises risks to the health and safety of people or to the environment from dealings with GMOs, posed by or as the result of gene technology (Figure 2). Risks are identified within the established risk assessment context (Chapter 1), taking into account current scientific and technical knowledge. A consideration of uncertainty, in particular knowledge gaps, occurs throughout the risk assessment process.

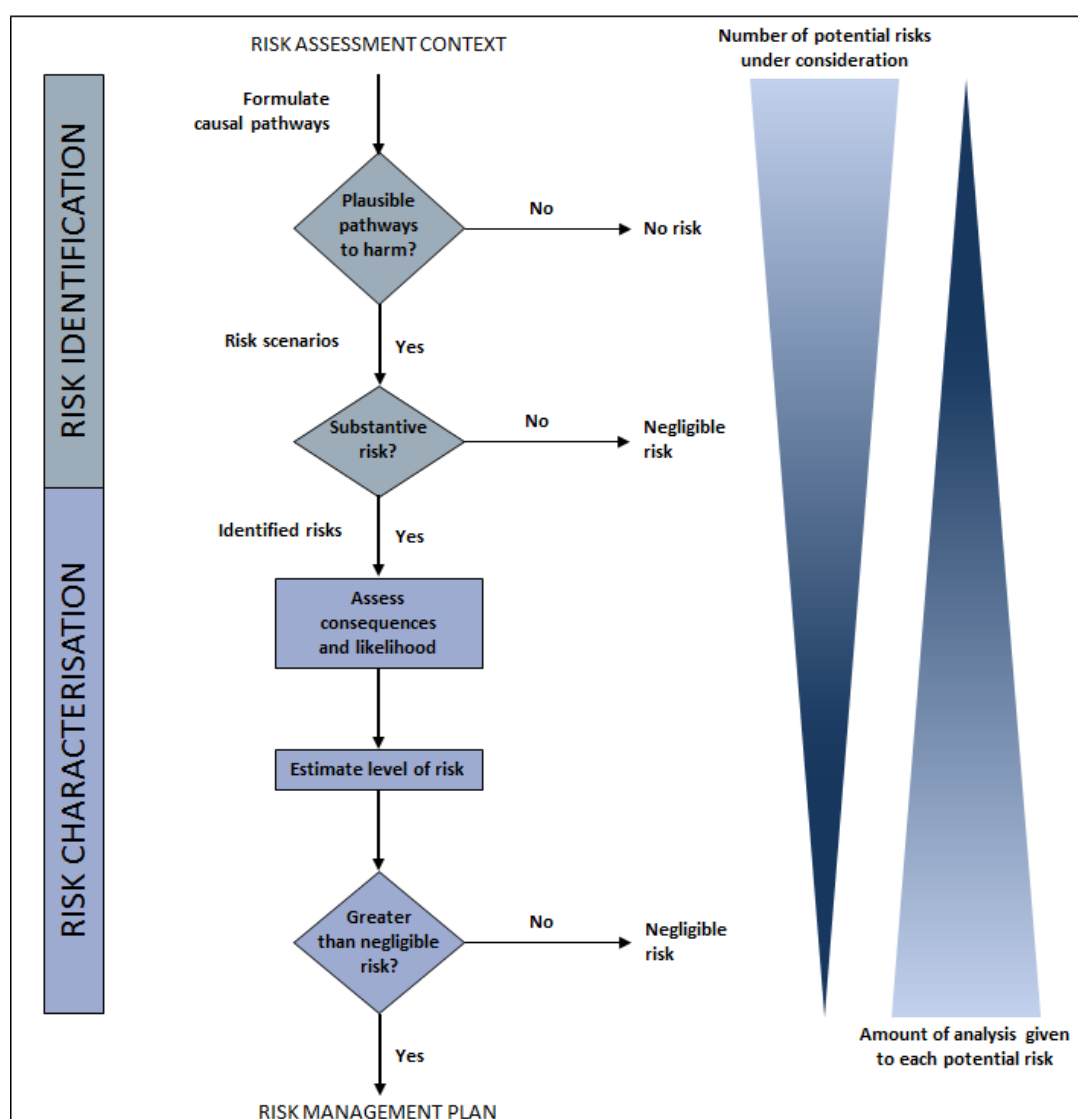


Figure 2: The risk assessment process

93. The Regulator uses a number of techniques to identify risks, including checklists, brainstorming, previous agency experience, reported international experience and consultation (OGTR, 2013).

94. Risk identification first considers a wide range of circumstances in which the GMO, or the introduced genetic material, could come into contact with people or the environment. This leads to postulating plausible causal pathways that may give rise to harm for people or the environment from dealings with a GMO. These are risk scenarios.

95. Risk scenarios are screened to identify substantive risks, which are risk scenarios that are considered to have some reasonable chance of causing harm. Risk scenarios that could not plausibly occur, or do not lead to harm in the short and long term, do not advance in the risk assessment process (Figure 2), i.e., the risk is considered no greater than negligible.

96. Risk scenarios identified as substantive risks are further characterised in terms of the potential seriousness of harm (Consequence assessment) and the likelihood of harm (Likelihood assessment). The consequence and likelihood assessments are combined to estimate the level of risk and determine whether risk treatment measures are required. The potential for interactions between risks is also considered.

## Section 2 Risk identification

97. Postulated risk scenarios are comprised of three components (Figure 3):

- i. the source of potential harm (risk source)
- ii. a plausible causal linkage to potential harm (causal pathway)
- iii. potential harm to people or the environment.

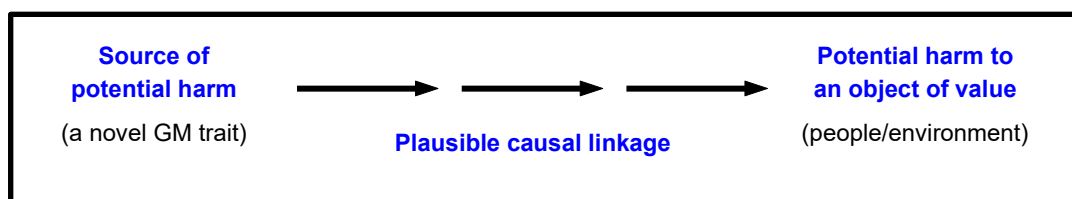


Figure 3: Components of a risk scenario

98. When postulating relevant risk scenarios, the risk context is taken into account, including the following factors detailed in Chapter 1:

- the proposed dealings;
- the proposed limits including the extent and scale of the proposed dealings;
- the proposed controls to limit the spread and persistence of the GMO; and
- the characteristics of the parent organism(s).

99. As discussed in Chapter 1Section 1, the TGA, the trial sponsor, the Investigators and the HREC all have roles in ensuring the safety of trial participants under the *Therapeutic Goods Act 1989*, and human clinical trials must be conducted in accordance with the *National Statement on Ethical Conduct in Human Research* (National Health and Medical Research Council et al., 2018). Therefore, risk scenarios in the current assessment focus on risks posed to people other than clinical trial participants, and to the environment.

### 2.1 Risk source

100. The sources of potential harms can be intended novel GM traits associated with one or more introduced genetic elements, or unintended effects/traits arising from the use of gene technology.

101. As discussed in Chapter 1Section 4, the GM *L. brevis* has been modified by inserting a synthetic gene encoding vasoactive intestinal peptide (VIP). This introduced gene is considered further as a potential source of risk.

102. No other genetic modifications will be considered further as a potential source of risk<sup>9</sup>.

## 2.2 Causal pathway

103. The following factors are taken into account when postulating plausible causal pathways to potential harm:

- the proposed dealings with the GMO;
- proposed limits, including the extent and scale of the proposed dealings;
- characteristics of the parent organism;
- potential effects of introduced or deleted gene(s) on the properties of the organism;
- routes of exposure to the GMOs, the introduced gene(s) and gene product(s);
- potential exposure to the introduced gene(s) and gene product(s) from other sources in the environment;
- the release environment;
- spread and persistence of the GMOs (e.g. dispersal pathways and establishment potential);
- gene transfer by horizontal gene transfer (HGT); and
- unauthorised activities.

104. The dealing of import of the GMO would be conducted in accordance with the appropriate IATA guideline and will not be considered further.

105. The potential for reversion of the GMO to the parental phenotype is not a plausible pathway to harm because the parent organism is not pathogenic or harmful (Chapter 1Section 3). Therefore, reversion will not be considered further.

106. The Act provides for substantial penalties for unauthorised dealings with GMOs or non-compliance with licence conditions, and also requires the Regulator to have regard to the suitability of an applicant to hold a licence prior to the issuing of the licence. These legislative provisions are considered sufficient to minimise risks from unauthorised activities. Therefore, unauthorised activities by the licence applicant will not be considered further.

## 2.3 Potential harms

107. The introduced gene encodes VIP, which has biological effects in humans and animals. Therefore, the potential harms that will be considered are:

- harm to the health of people; and
- harm to the health of pets, livestock and Australian wildlife.

## 2.4 Postulated risk scenarios

108. Five risk scenarios were postulated and screened to identify any substantive risks. These scenarios are summarised in Table 3 and discussed in depth in Sections 2.5 - 2.9.

109. In the context of the activities proposed by the applicant and considering both the short and long term, only Risk Scenario 3 gave rise to a substantive risk which warranted further assessment (characterised in Section 3).

---

<sup>9</sup> Information about the genetic modifications other than introduction of the VIP gene has been declared CCI. Under Section 185 of the Act, the confidential information is made available to the prescribed experts and agencies that are consulted on the RARMP for this application.

**Table 2 Summary of risk scenarios from the proposed dealings with GM bacteria**

Risk scenario	Risk source	Possible causal pathway	Potential harm	Substantive risk	Reasons
1	GMO secreting VIP	<p>GMO doses are ingested by people other than trial participants or by pets</p> <p>↓</p> <p>GMO enters gut and secretes VIP</p>	<p>Suppression of immune system in gastrointestinal tract, increasing susceptibility to pathogen infection and development of disease</p> <p>AND/OR</p> <p>Secretory diarrhea and associated health complications</p>	No	<ul style="list-style-type: none"> <li>The proposed packaging and controls minimise the potential for people other than trial participants to ingest GMO doses</li> <li>The GMO is not expected to colonise human or animal guts, so any adverse effect would be transitory</li> </ul>
2	GMO secreting VIP	<p>Clinical trial participants shed GMO in stool, vomit and/or saliva</p> <p>↓</p> <p>People other than trial participants are exposed to the GMO</p> <p>↓</p> <p>GMO enters gut and secretes VIP</p>	<p>Suppression of immune system in gastrointestinal tract, increasing susceptibility to pathogen infection and development of disease</p> <p>AND/OR</p> <p>Secretory diarrhea and associated health complications</p>	No	<ul style="list-style-type: none"> <li>People would be exposed to GMO at doses too low to cause health effects</li> <li>The GMO is not expected to colonise the human gut, so any adverse effect would be transitory</li> </ul>
3	GMO secreting VIP	<p>GMO is released into the outdoor environment, via loss of GMO doses or shedding of GMO from trial participants</p> <p>↓</p> <p>GMO establishes on plant substrates and spreads in the environment</p>	<p>Suppression of immune system in gastrointestinal tract, increasing susceptibility to pathogen infection and development of disease</p> <p>AND/OR</p>	Yes	<ul style="list-style-type: none"> <li>There are plausible pathways for release of the GMO into the outdoor environment</li> <li>There is uncertainty regarding the ability of the GMO to establish and spread in the environment</li> <li>VIP is capable of causing adverse health</li> </ul>

Risk scenario	Risk source	Possible causal pathway	Potential harm	Substantive risk	Reasons
		<p>↓</p> <p>People or animals consume the GMO and/or secreted VIP in plant material</p>	Secretory diarrhea and associated health complications		effects at sufficiently high levels of exposure
4	GMO containing VIP gene	<p>GMO is present in gut of clinical trial participants</p> <p>↓</p> <p>VIP gene is horizontally transferred to gut bacteria</p> <p>↓</p> <p>Novel GM gut bacteria secreting VIP persist in clinical trial participants and spread to other people</p>	<p>Suppression of immune system in gastrointestinal tract, increasing susceptibility to pathogen infection and development of disease</p> <p>AND/OR</p> <p>Secretory diarrhea and associated health complications</p>	No	<ul style="list-style-type: none"> <li>The small scale of the clinical trial minimises the likelihood of HGT events</li> <li>GM gut bacteria could be treated with antibiotics</li> </ul>
5	GMO containing VIP gene	<p>Clinical trial participants shed GMO in stool, which enters sewage</p> <p>↓</p> <p>VIP gene is horizontally transferred to bacteria in sewage</p> <p>↓</p> <p>GM bacteria spores survive sewage treatment and are released in treated effluent or biosolids</p> <p>↓</p> <p>Humans or animals are exposed to novel GM bacteria secreting VIP</p>	<p>Suppression of immune system in gastrointestinal tract, increasing susceptibility to pathogen infection and development of disease</p> <p>AND/OR</p> <p>Secretory diarrhea and associated health complications</p>	No	<ul style="list-style-type: none"> <li>The small scale of the clinical trial minimises the likelihood of HGT events</li> <li>As VIP secretion is not expected to increase bacterial fitness, the GM trait would not become fixed in a bacterial population</li> </ul>



## 2.5 Risk scenario 1

Risk source	GMO secreting VIP
Causal pathway	<p>GMO doses are ingested by people other than trial participants or by pets</p> <p style="text-align: center;">↓</p> <p>GMO enters gut and secretes VIP</p>
Potential harm	<p>Suppression of immune system in gastrointestinal tract, increasing susceptibility to pathogen infection and development of disease</p> <p style="text-align: center;">AND/OR</p> <p>Secretory diarrhea and associated health complications</p>

### Risk source

110. The source of potential harm for this postulated risk scenario is the GMO, which secretes VIP.

### Causal Pathway

#### *Ingestion of GMO doses*

111. In part A of the clinical trial, all GMO doses would be ingested at a clinical trial site under the supervision of clinical trial staff. However, in parts B and C of the proposed clinical trial, GMO doses would be dispensed to trial participants for self-administration at home. The postulated causal pathway is that in the home environment, GMO doses could be accidentally ingested by other adults, children or pets. The likelihood of this happening is considered below.

112. If a trial participant's home contains another adult who takes medication, the other adult could accidentally take the GMO instead of their intended medication. However, the GMO would be dispensed in a labelled carton that could be easily distinguished from the intended medication. Even if the GMO was left outside its carton, it is highly unlikely that the inner packaging<sup>10</sup> would look sufficiently similar to the intended medication for this mistake to occur.

113. If a trial participant's home contains a young child, and the child has access to the GMO, the child could swallow GMO doses. However, parents normally keep medicines in storage that is inaccessible to young children. The applicant states that GMO cartons would be labelled "Keep out of reach of children", which would act as a reminder. In addition, the GMO would be in child-resistant packaging<sup>10</sup>. Therefore, it is highly unlikely that a child would accidentally ingest GMO doses.

114. If a trial participant's home contains an unconfined pet, such as a dog or cat, and the GMO doses are stored in an open area or the trial participant accidentally drops a GMO dose on the floor during self-administration, the pet could eat the GMO. However, most people are expected to store medicines in an area that is inaccessible to their pets. It is also expected that a pet owner would try to stop their pet from eating medication if it was dropped onto the floor. The GMO packaging<sup>9</sup> would not smell like food or be attractive to most pets. Therefore, it is unlikely that pets could consume GMO doses.

115. Trial participants could spill GMO doses<sup>11</sup>. To manage this risk, the applicant proposes to issue spill kits to trial participants to clean up any spill of GMO that occurs at home. The spilt GMO and

<sup>10</sup> Some information about the packaging of the GMO has been declared CCI. Under Section 185 of the Act, the confidential information is made available to the prescribed experts and agencies that are consulted on the RARMP for this application.

<sup>11</sup> Some information about the dosage form of the GMO has been declared CCI.

materials used for cleaning up the GMO would be placed in a sealed bag and returned to a clinical trial site for disposal. This measure is expected to minimise exposure of people and pets to any spilt GMO.

116. The applicant also proposes to track GMO doses that have been dispensed to clinical trial participants for self-administration at home, and destroy any GMO doses that remain unused at the end of the trial. This measure would prevent trial participants from storing unused GMO at home for long periods after the end of the trial, so it would reduce the likelihood of accidental ingestion of the GMO by people other than the trial participants or pets.

117. Overall, the proposed packaging and controls minimise the potential for people other than trial participants to ingest GMO doses. It is unlikely that pets would consume GMO doses.

### *Secretion of VIP*

118. If people or animals ingest a dose of GMO, the GMO would secrete VIP in their gastrointestinal tracts. However, as discussed in Chapter 1Section 3, *L. brevis* is an environmental bacterium that is not adapted to live in human or animal hosts.<sup>12</sup> Therefore, the GMO is not expected to colonise human or animal gastrointestinal tracts, and secretion of VIP in the gut would be transitory.

### **Potential harm**

119. The potential harms from the GMO secreting VIP are either suppression of the immune system in the gastrointestinal tract, which would increase susceptibility to pathogen infection and development of disease, or secretory diarrhea and associated health complications. Note that suppression of the immune system in the gastrointestinal tract is the intended therapeutic effect of the GMO, so it is not a harm in trial participants, but it would be a harm in people other than trial participants or animals.

120. As discussed in Chapter 1Section 4, VIP is a signalling molecule with an anti-inflammatory effect. Inflammation is the initial response of the immune system to pathogens and triggers other steps in the immune response. Therefore, secretion of VIP in the gastrointestinal tract could suppress the local immune system. This could increase susceptibility to infections by pathogens whose portal of entry is the gastrointestinal tract. These infections could lead to a range of diseases.

121. VIP causes broad immunosuppression by a related mechanism to corticosteroids, as both VIP and corticosteroids interfere with the activity of the transcriptional regulators AP-1 and NFκB (Ramamoorthy and Cidlowski, 2016; Martinez et al., 2019). The potential harm of increased infections described above is similar to a well-known side effect of corticosteroid medication prescribed for inflammatory diseases. A population-based cohort study found that people prescribed oral glucocorticoids for a period of at least 15 days had a relative risk of acquiring various bacterial, viral or fungal infections that was 2- to 6-fold higher than equivalent comparators who were not exposed to glucocorticoids (Fardet et al., 2016). Another population-based cohort study of people prescribed short courses of oral corticosteroids (median 6 days) found that in the 30 days following drug initiation there was a 5-fold increase in rates of hospitalisation for sepsis (Waljee et al., 2017).

122. As discussed in Chapter 1Section 4, large doses of VIP cause high-volume secretion of water and electrolytes into the intestines, manifesting in severe watery diarrhea. Patients with prolonged secretory diarrhea caused by VIP often require hospitalisation for rehydration and electrolyte

---

<sup>12</sup> Relevant information from animal studies characterising the GMO has been declared CCI. Under Section 185 of the Act, the confidential information is made available to the prescribed experts and agencies that are consulted on the RARMP for this application.

replacement. However, a short bout of secretory diarrhea is unlikely to require hospitalisation in people or pets who are otherwise healthy.

123. It is noted that secretory diarrhea could have an incidental effect of quickly clearing the GMO and secreted VIP out of the gastrointestinal tract.

124. There is uncertainty regarding the dose levels of GMO or secreted VIP that could cause immunosuppression or secretory diarrhea. In Part C of the clinical trial, the applicant proposes a medium GMO dose level (5 x low dose)<sup>13</sup>. The applicant anticipates that this dose level will have an anti-inflammatory effect. If so, an equivalent dose level would also be expected to cause local immunosuppression in adults other than trial participants. In Part A of the clinical trial, the applicant proposes to test the safety of a single high dose of GMO (10 x low dose). If this dose causes severe diarrhea in adults, the applicant would need to reassess whether or not to progress with the clinical trial. Therefore, if parts B and C of the clinical trial proceed, this suggests that the dose of GMO causing severe diarrhea in adults is over the highest dose of GMO proposed in the clinical trial.

125. As the bodyweight of children or pets is lower than adults, ingestion of a fixed amount of the GMO will lead to a higher dose, expressed on a milligram per kilogram bodyweight basis. This could result in more substantial adverse effects in children or pets.

126. The GMO is susceptible to several types of antibiotics (Chapter 1Section 3). In the highly unlikely event that the GMO colonised a person or pet, it could be treated with antibiotics. If a person or pet had secretory diarrhea caused by the GMO, they could be prescribed appropriate antibiotics. However, if a person or pet had local immunosuppression caused by the GMO, there would be no obvious symptoms and no medical treatment would be sought for the immunosuppression. If there was an infection with a pathogen, the person or pet might receive medical treatment. However, it is unlikely that the medical treatment designed for the infection would also incidentally kill the GMO.

## Conclusion

127. The potential for accidental ingestion of GMO doses by people or pets resulting in ill health is not identified as a risk that could be greater than negligible. The main reasons are that the proposed packaging and controls minimise the potential for people other than trial participants to ingest GMO doses, and the GMO is not expected to colonise human or animal guts, so any adverse effect would be transitory. Therefore, this risk scenario does not warrant further detailed assessment.

---

<sup>13</sup> Some information about the dosage form of the GMO and the quantity of GMO in each dose has been declared CCI. Under Section 185 of the Act, the confidential information is made available to the prescribed experts and agencies that are consulted on the RARMP for this application.

## 2.6 Risk scenario 2

Risk source	GMO secreting VIP
Causal pathway	Clinical trial participants shed GMO in stool, vomit and/or saliva
	↓
	People other than trial participants are exposed to the GMO
Potential harm	↓
	GMO enters gut and secretes VIP
	Suppression of immune system in gastrointestinal tract, increasing susceptibility to pathogen infection and development of disease AND/OR Secretory diarrhea and associated health complications

### Risk source

128. The source of potential harm for this postulated risk scenario is the GMO, which secretes VIP.

### Causal Pathway

#### *Shedding of GMO*

129. The GMO would be administered to trial participants orally, and therefore GMO could be present in saliva, vomit and stools.

130. As discussed in Chapter 1Section 3, *L. brevis* is not adapted to live in human or animal hosts, but is capable of surviving gut transit. Therefore, a large proportion of the ingested GMO would be shed in stool as live bacteria. Trial participants enrolled in part C of the proposed clinical trial would have active, mild to moderate ulcerative colitis. As mild to moderate ulcerative colitis causes patients to have up to six bowel movements per day (Tripathi and Feuerstein, 2019), trial participants with ulcerative colitis would shed GMO via stool more frequently than the healthy trial participants in parts A and B of the clinical trial. In addition, over 40% of patients with active ulcerative colitis are reported to suffer from bowel incontinence, although this figure includes patients with severe disease (Newton et al., 2019; Kamal et al., 2021).

131. Live GMO could be shed in vomit during the period that the GMO is present in the stomach. Vomiting is highly unlikely to occur in the healthy trial participants enrolled in parts A and B of the proposed clinical trial. However, vomiting is a symptom of ulcerative colitis, reported to occur in about 25% of patients, although this figure includes patients with severe disease (Newton et al., 2019). Therefore, vomiting could occur in trial participants enrolled in part C of the trial who have ulcerative colitis.

132. Live GMO could also be shed in saliva under some circumstances<sup>14</sup> or as a result of reflux.

#### *Exposure to the GMO*

133. People other than trial participants could be exposed to live GMO shed by trial participants.

<sup>14</sup> Relevant information about the dosage form has been declared CCI. Under Section 185 of the Act, the confidential information is made available to the prescribed experts and agencies that are consulted on the RARMP for this application.

134. The applicant states that the proposed clinical trial will only enrol trial participants who agree to abstain from unprotected anal sex. During the period of the clinical trial, no medical professional would accept a faecal transplant donation from a trial participant. Therefore, these exposure pathways are implausible.

135. During the clinical trial, participants could contaminate their hands with shed GMO. This could happen during normal toilet use, collection of stool samples, or clean-up after incidents of vomiting or bowel incontinence. If trial participants do not thoroughly decontaminate their hands, the GMO could be transmitted to other people. The applicant proposes to instruct clinical trial participants in appropriate hygiene measures, such as hand washing after using the toilet. This measure would reduce the likelihood of exposure to the GMO.

136. Household contacts of trial participants could be directly exposed to shed GMO, for example, when cleaning bathrooms or when laundering clothing or linens soiled by an incident of bowel incontinence. If saliva contains GMO, close contacts of trial participants could be exposed to the GMO through kissing or shared utensils. A trial participant engaged in food preparation could transfer GMO to the food via tasting, sneezing or coughing, leading to exposure of people who consume the food.

137. However, if people other than trial participants are exposed to the GMO by any of the plausible pathways described above, it is noted that the exposure dose could only be a small fraction of the GMO ingested by the trial participants.

#### *Secretion of VIP*

138. As discussed in Risk Scenario 1, if GMO enters the gastrointestinal tract of people, it will secrete VIP there. However, the GMO is not expected to colonise human or animal gastrointestinal tracts, so secretion of VIP in the gut would be transitory.

#### **Potential harm**

139. The potential harms for this risk scenario are the same as the potential harms described in detail in Risk Scenario 1. Low doses of the GMO would not be expected to have any adverse effects on health. Sufficiently high doses of VIP could cause increased rates of infections due to immunosuppression, or could cause secretory diarrhea and associated health complications.

#### **Conclusion**

140. The potential for exposure to GMO shed by trial participants resulting in ill health in other people is not identified as a risk that could be greater than negligible. The main reasons are that people would be exposed to GMO at doses too low to cause adverse health effects, and that the GMO is not expected to colonise the human gut, so any adverse effect would be transitory. Therefore, this risk scenario does not warrant further detailed assessment.

### **2.7 Risk scenario 3**

141. Risk Scenario 3 considers the potential for spread of GMO in the environment leading to consumption of GMO in plant material and resulting in ill health in humans or animals. As Risk Scenario 3 is considered to be a substantive risk, a risk characterisation was conducted as detailed in Section 3.

## 2.8 Risk scenario 4

Risk source	GMO containing VIP gene
<b>Causal pathway</b>	<p>GMO is present in gut of clinical trial participants</p> <p style="text-align: center;">↓</p> <p>VIP gene is horizontally transferred to gut bacteria</p> <p style="text-align: center;">↓</p> <p>Novel GM gut bacteria secreting VIP persist in clinical trial participants and spread to other people</p>
<b>Potential harm</b>	<p>Suppression of immune system in gastrointestinal tract, increasing susceptibility to pathogen infection and development of disease</p> <p style="text-align: center;">AND/OR</p> <p>Secretory diarrhea and associated health complications</p>

### Risk source

142. The source of potential harm for this postulated risk scenario is the GMO, which contains an introduced gene encoding VIP.

### Causal Pathway

#### *GMO presence in gut*

143. During the clinical trial, trial participants will ingest GMO doses once per day. Therefore, the GMO is expected to be present in the gastrointestinal tracts of trial participants over the period of the clinical trial.<sup>15</sup>

#### *Horizontal gene transfer of VIP gene*

144. While the GMO is present in the gastrointestinal tracts of clinical trial participants, the introduced VIP gene could be horizontally transferred to bacteria that are normally resident in the gut. Horizontal gene transfer (HGT) in gut bacteria occurs frequently. For example, the rate of gene acquisition in the pangenome of five bacterial species in an individual person was reported as 900 genes per year (Groussin et al., 2021).

145. HGT can occur via three pathways between bacteria: (a) transfer of plasmids via conjugation, (b) transformation of competent bacteria and (c) transduction via bacteriophages.

- a) Conjugation is thought to contribute the largest proportion of HGT between bacteria (Huddleston, 2014; Neil et al., 2021). Considering confidential information supplied by the licence applicant<sup>16</sup>, HGT of the VIP gene to other bacteria via conjugation is highly unlikely to occur in the proposed release.
- b) Transformation of bacteria can occur when the recipient takes up a DNA fragment (Huddleston, 2014). This mechanism depends on several steps: DNA of the donor must be released into the gut, be dispersed and persist. In the gut, mechanical and enzymatic activity would fragment any free DNA. However, if bacteria around DNA fragments are in a

<sup>15</sup> Relevant information from animal studies characterising the GMO has been declared CCI. Under Section 185 of the Act, the confidential information is made available to the prescribed experts and agencies that are consulted on the RARMP for this application.

<sup>16</sup> Relevant information about the genome of the GMO has been declared CCI.

competent state, then they may take up these DNA fragments. Competence can be brought about by various environmental stimuli, such as starvation. After take-up by the recipient, if highly homologous DNA regions are present between the DNA fragment and the DNA of the recipient bacteria, homologous recombination can occur. This would lead to the gene fragment being incorporated into the DNA of the recipient. The requirement of homology would restrict HGT of the VIP gene via transformation to a small number of bacterial species<sup>17</sup> which would limit the likelihood of this pathway.

- c) Bacteriophages are viruses that infect bacteria. Transduction via bacteriophages can occur when the genome of a bacteriophage is incorporated into the genome of the DNA donor bacteria as a prophage. After receiving an environmental stimulus, the prophage is activated and excises from the host genome. This excision step is highly imprecise, and the phage may take part of its host's genome with it. Upon infection of the next host cell, this DNA is released into the new host cell and may integrate into the new host's genome (Huddleston, 2014). The GMO may contain prophages, as *L. brevis* contains on average 3 prophage sequences in its genome (Feyereisen et al., 2019). Bacteriophages are highly specific and usually infect a single species of bacteria (Drulis-Kawa et al., 2012). If VIP was horizontally transferred to another *L. brevis* cell, the new GM bacterium would be almost identical to LIV001 and would not pose any new risks.

146. The small number of clinical trial participants and the limited duration of treatment further reduce the likelihood of HGT occurring. Therefore, HGT of VIP from the GMO to a gut bacterium is considered highly unlikely.

147. If HGT occurred, successful expression of VIP could only occur if the entire gene sequence were available after HGT. Since VIP is a small peptide, the entire gene sequence may be transferred within an HGT event.

148. As discussed in Chapter 1Section 4, the GMO LIV001 has been designed for high expression of VIP.<sup>17</sup> Therefore, if the VIP gene cassette was horizontally transferred to a gut bacterium, the novel GM bacterium would be expected to secrete VIP at a lower level than LIV001.

#### *Novel GM gut bacteria persist and spread*

149. A novel GM gut bacterium that acquired the VIP gene by HGT could multiply and persist in clinical trial participants if the VIP gene provides a selective advantage. In healthy trial participants, secretion of VIP is not expected to increase bacterial fitness. However, in trial participants with ulcerative colitis, bacteria secreting VIP could reduce local gut inflammation. This could provide an advantage because a non-inflamed gut is more hospitable to bacteria than an inflamed gut. In a study of the effects of inflammation on intestinal microbiota, mice with intestinal inflammation induced by different methods had colon bacteria concentrations reduced by 30-75% compared to healthy animals (Lupp et al., 2007). However, the selective advantage for a bacterium that secretes VIP would be limited, because the advantage of reduced local inflammation would be shared by neighbouring bacteria even if they do not secrete VIP.

150. If novel GM gut bacteria persisted in clinical trial participants, they could be transmitted to other people via the pathways described in Risk Scenario 2. A recent study of person-to-person transmission of gut bacteria found 12% median strain sharing between cohabiting individuals, 8% median strain sharing between individuals residing in the same village, and 0% median strain sharing

---

<sup>17</sup> Relevant information about the genetic modifications has been declared CCI. Under Section 185 of the Act, the confidential information is made available to the prescribed experts and agencies that are consulted on the RARMP for this application.

between individuals residing in different villages of the same population (Valles-Colomer et al., 2023). Therefore, transmission of a persistent GM gut bacteria strain from a trial participant to close contacts, resulting in gut colonisation, is plausible. However, it is highly unlikely that the novel GM gut bacteria would spread widely within a population, both based on this study and because no selective advantage is anticipated in healthy humans.

151. In the highly unlikely event that novel GM gut bacteria colonised the gastrointestinal tract of people, the level of VIP secreted would depend on the concentration of the GM gut bacteria. The composition of an individual's gut microbiota fluctuates, depending on diet, medication and other factors, so there may be occasions when the level of VIP produced is high enough to cause adverse health effects.

### Potential harm

152. The potential harms for this risk scenario are the same as the potential harms described in detail in Risk Scenario 1. Low doses of the GM bacteria would not be expected to have any adverse effects on health. Sufficiently high doses of VIP could cause increased rates of infections due to immunosuppression, or could cause secretory diarrhea and associated health complications.

153. If novel GM gut bacteria secreting VIP caused obvious adverse health effects, the bacteria could be treated with antibiotics.

### Conclusion

154. The potential for horizontal transfer of the VIP gene to gut bacteria resulting in ill health in people other than trial participants is not identified as a risk that could be greater than negligible. The main reasons are that the small scale of the clinical trial minimises the likelihood of HGT events, and that GM gut bacteria could be treated with antibiotics. Therefore, this risk scenario does not warrant further detailed assessment.

## 2.9 Risk scenario 5

Risk source	GMO containing VIP gene
Causal pathway	Clinical trial participants shed GMO in stool, which enters sewage
	↓
	VIP gene is horizontally transferred to bacteria in sewage
	↓
Potential harm	GM bacteria spores survive sewage treatment and are released in treated effluent or biosolids
	↓
	Humans or animals are exposed to novel GM bacteria secreting VIP
	Suppression of immune system in gastrointestinal tract, increasing susceptibility to pathogen infection and development of disease AND/OR Secretory diarrhea and associated health complications

### Risk source

155. The source of potential harm for this postulated risk scenario is the GMO, which contains an introduced gene encoding VIP.



## Causal Pathway

### *GMO enters sewage*

156. The GMO would be administered to trial participants orally. As discussed in Chapter 1 Section 3, *L. brevis* is not adapted to live in human or animal hosts, but is capable of surviving gut transit. Therefore, a large proportion of the ingested GMO would be shed in stool as live bacteria. In most cases, trial participants would excrete stool containing GMO into toilets connected to an urban sewage system.

### *HGT of VIP gene to bacteria in sewage*

157. The GMO would enter sewage and mix with other bacteria there. This could provide an opportunity for the VIP gene to be horizontally transferred from the GMO to another bacterium. However, almost all bacteria in sewage are killed by standard wastewater treatment. An HGT event to bacteria that die shortly afterwards is a dead end. Spore-forming bacteria can transition to dormant forms that are resistant to extreme conditions, so are much more likely to survive wastewater treatment. Therefore, this risk scenario will focus on the potential for HGT to spore-forming bacteria.

158. As discussed in Risk Scenario 4, the small scale of the clinical trial minimises the likelihood of HGT of the VIP gene from the GMO to a bacterium in the gut. Similarly, the small scale of the clinical trial minimises the likelihood of HGT of the VIP gene from the GMO to a bacterium in sewage. The likelihood of an HGT event to a spore-forming bacterium is even lower, given that only a subset of the bacteria found in sewage can form spores.

### *GM bacteria spores survive sewage treatment and are released*

159. In the highly unlikely event that a novel GM spore-forming bacterium was generated by HGT in sewage, the GM spore might survive wastewater treatment and be released into the environment. For example, in a recent study of twelve wastewater treatment plants in Western Australia, the spore-forming bacterium *Clostridium difficile* was found in 91% of untreated sewage influent, 48% of treated effluent intended for release into natural water bodies or irrigation use, and 94% of treated biosolids intended for application to agricultural land (Chisholm et al., 2023).

### *Exposure to GM bacteria secreting VIP*

160. If a novel GM spore-forming bacterium was released into environments such as natural water bodies or agricultural land, it could multiply, and people or animals could be exposed to the GM bacteria through food or water. However, as the GM trait of secreting VIP is not expected to increase bacterial fitness, there is no reason for the GM trait to become fixed in the population of the bacterial species. Therefore, people or animals could only be exposed to very low levels of the novel GM bacteria.

## Potential harm

161. The potential harms for this risk scenario are the same as the potential harms described in detail in Risk Scenario 1. Low doses of VIP from the GM bacteria would not be expected to have any adverse effects on health. Sufficiently high doses of VIP could cause increased rates of infections due to immunosuppression, or could cause secretory diarrhea and associated health complications.

## Conclusion

162. The potential for horizontal transfer of the VIP gene to bacteria in sewage resulting in ill health in humans or animals is not identified as a risk that could be greater than negligible. The main reasons are that the small scale of the clinical trial minimises the likelihood of HGT events, and that as VIP secretion is not expected to increase bacterial fitness, the GM trait would not become fixed in a bacterial population. Therefore, this risk scenario does not warrant further detailed assessment.

## Section 3 Risk characterisation

163. Five risk scenarios were postulated and evaluated, as summarised in Table 3. The third risk scenario was identified as posing a substantive risk which warrants further assessment. This section provides more detail on the characterisation of this risk.

164. Risk characterisation involves a likelihood assessment, a consequence assessment, a risk estimate, and a decision on whether risk treatment is required. See the Risk Analysis Framework (OGTR, 2013) for further information about the OGTR's approach to conducting risk analysis.

### 3.1 Risk scenario 3

Risk source	GMO secreting VIP
Causal pathway	1a. GMO is released into the outdoor environment via loss of GMO doses OR 1b. GMO is released into the outdoor environment via shedding of live GMO ↓ 2. GMO establishes on plant substrates ↓ 3. GMO spreads widely in the environment ↓ 4a. People or animals consume non-fermented food plants containing the GMO and/or secreted VIP at levels that cause adverse health effects OR 4b. People or animals consume fermented food plant products containing the GMO and/or secreted VIP at levels that cause adverse health effects
	Potential harm Suppression of immune system in gastrointestinal tract, increasing susceptibility to pathogen infection and development of disease AND/OR Secretory diarrhea and associated health complications

#### Risk source

165. The source of potential harm for this postulated risk scenario is the GMO, which secretes VIP.

### 3.2 Likelihood assessment

166. A likelihood assessment determines the chance that harm may occur, ranging from highly unlikely to highly likely. The likelihood assessment for the causal pathway for Risk Scenario 3 is presented below. The causal pathway is divided into numbered steps. The likelihood of each step is assessed, followed by assessment of the cumulative likelihood of the causal pathway.

#### Step 1a – GMO is released into the outdoor environment via loss of GMO doses

167. During the proposed clinical trial, live GMO could be released into the outdoor environment via loss of GMO doses. Some potential pathways for loss of GMO doses during transport, storage and self-administration by trial participants are described below.

168. In parts B and C of the proposed clinical trial, GMO doses would be dispensed to trial participants for self-administration at home. Some trial participants may drop out of the proposed

clinical trial. In a similar clinical trial testing an eight-week oral probiotic treatment for irritable bowel symptom, 20% of participants dropped out of the trial, including 9% who dropped out in the first two weeks (Stevenson et al., 2014). Based on these withdrawal rates and the intended enrolment numbers in parts B and C of the proposed clinical trial excluding the placebo arm (Chapter 1Section 2), a small number of participants could drop out of the proposed clinical trial with unused GMO in their possession. Participants who drop out of the clinical trial could discard unused doses of the GMO into domestic waste.

169. Trial participants could also accidentally discard some GMO during self-administration of doses.<sup>18</sup>

170. Trial participants may accidentally lose cartons of the GMO during transport or storage. In a large survey of adherence to oral diabetes medication, 0.25% of respondents reported losing their medicine in the prior 4 weeks (Vietri et al., 2016). This suggests, considering the small scale of the clinical trial, that loss of a GMO container is unlikely to occur. If a carton of GMO was lost, and found by another person, it would probably be discarded into waste.

171. If the GMO is discarded into household waste by any of the pathways above, any breach of the GMO packaging would release the GMO into the waste. *L. brevis* grows well on food waste (Probst et al., 2013), which is 30-40% of Australian household waste (Arcadis, 2019), so the GMO could multiply and spread in domestic waste once released from packaging.

172. After delivery to an Australian landfill, waste is covered with a daily cover such as 15 cm of soil at the end of each day, prior to final capping when the landfill cell is full (Environmental Guidelines: Solid waste landfills). It is possible that waste containing the GMO could spread outside the area to be covered before the daily covering is applied, via wind, water runoff or scavenger activity. For example, urban seagulls in Australia regularly feed at landfill sites (Stewart et al., 2020), and could subsequently excrete GMO into the outdoor environment. However, almost all waste that is delivered to a landfill remains at the landfill.

173. The likelihood of step 1a is assessed as **highly unlikely**, due to the improbability of the GMO being moved from a landfill into the wider environment. In addition, the number of times that GMO doses could enter landfill waste is limited.

### **Step 1b – GMO is released into the outdoor environment via shedding of live GMO**

174. During the proposed clinical trial, live GMO could be released into the outdoor environment via shedding of the GMO in stool, vomit or saliva. Some examples of plausible pathways for release of shed GMO are described below.

175. During the period of the clinical trial, the stools of trial participants would contain GMO. As discussed in Chapter 1Section 3, a high proportion of *L. brevis* ingested is expected to survive gut transit. If trial participants use toilets that are connected to an urban sewage system, standard wastewater treatment is expected to kill the GMOs, which are not spore-forming bacteria. Release of untreated sewage due to a leak or a storm overflow event is considered highly unlikely.

176. Participants in Part A of the clinical trial would remain at a clinical trial site for three days after their only dose of GMO, so would only use standard toilets while shedding GMO in stool. Participants in parts B and C of the clinical trial may use other types of toilets during the trial, such as composting toilets or septic tank systems. The GMO could survive in these systems, and if the contents are subsequently dispersed outside, this could release GMO into the outdoor environment. However, in

---

<sup>18</sup> Relevant information about dosage form and packaging of the GMO has been declared CCI. Under Section 185 of the Act, the confidential information is made available to the prescribed experts and agencies that are consulted on the RARMP for this application.

2016, 93% of Australian households were connected to wastewater treatment systems (Vaughan et al., 2017) and as only approximately 22 trial participants would be administered with the GMO in parts B and C of the clinical trial, the likelihood of this pathway leading to release of GMOs outdoors is considered unlikely.

177. If trial participants in part B or C of the clinical trial engage in outdoor activities, such as bushwalking or camping, they may need to pass stools in locations where there are no toilets. This would release GMO into the outdoor environment. This pathway has higher likelihood for trial participants with ulcerative colitis, as frequent and urgent bowel movements are a defining symptom of ulcerative colitis (see Risk Scenario 2). There is uncertainty about the likelihood of this pathway, but it is estimated as highly unlikely due to the small number of trial participants and the limited duration of the treatment.

178. As discussed in Risk Scenario 2, trial participants in part C of the trial could suffer from bowel incontinence. If the trial participants use incontinence products such as pads, soiled incontinence products containing the GMO would probably be discarded into waste that is destined for landfill. However, as discussed in step 1a, it is highly unlikely that the GMO would escape from a landfill into the wider environment.

179. If pets accidentally ingest doses of the GMO, the stools of the pets would contain GMO. In most cases, the pets would subsequently defecate outside, releasing GMO into the outdoor environment. As discussed in Risk Scenario 1, it is unlikely that pets would ingest and subsequently release the GMO.

180. Clinical trial participants could vomit outside during the period of the proposed clinical trial.<sup>19</sup> Vomiting would be very rare in healthy trial participants. However, as discussed in Risk Scenario 2, vomiting is a symptom of patients with ulcerative colitis, reported to occur in about 25% of patients (including patients with severe disease). Therefore, some trial participants in part C of the clinical trial may be subject to vomiting. If trial participants are outside when they feel a need to vomit, they are expected to vomit outside. A large US activity survey found that people spend, on average, only 7.6% of their time outside (Klepeis et al., 2001). Therefore, the likelihood for this pathway is estimated as unlikely.

181. As discussed in Risk Scenario 2, the GMO could be shed in saliva under some circumstances<sup>20</sup>. Trial participants in parts B and C of the clinical trial would self-administer GMO doses at home. If their saliva contains GMO, food leftovers could be contaminated with the GMO. If food waste is placed in compost, the GMO could multiply there, as *L. brevis* grows well on food waste (Probst et al., 2013). The GMO would later be released into the outdoor environment in compost. There is uncertainty about the likelihood of this pathway, but it is estimated as highly unlikely due to the limited number of trial participants and the restricted circumstances in which the GMO could be shed in saliva.

182. As discussed in Risk Scenario 2, clinical trial participants could contaminate their hands with shed GMO. If they do not thoroughly decontaminate their hands, and subsequently engage in outdoor work such as gardening, this could release GMO into the outdoor environment. Alternatively, if trial participants have a home greywater irrigation system, water used for washing hands contaminated with GMO could enter the greywater system and be released into the outdoor

---

<sup>19</sup> Relevant information from animal studies characterising the GMO has been declared CCI. Under Section 185 of the Act, the confidential information is made available to the prescribed experts and agencies that are consulted on the RARMP for this application.

<sup>20</sup> Relevant information about the dosage form and details of administration of the GMO has been declared CCI.

environment. However, the amounts of viable GMO released via these pathways are expected to be minimal, so the likelihood is estimated as highly unlikely.

183. It is difficult to assess the individual likelihoods of the described shedding pathways, however, there are several plausible pathways for release of live GMO into the outdoor environment. In addition, the shedding pathways above are examples, not an exhaustive list, and there may be undescribed shedding pathways of similar plausibility. Therefore, the cumulative likelihood of step 1b is assessed as **likely**.

## **Step 2 – GMO establishes on plant substrates**

184. As discussed in Chapter 1 Section 3, *L. brevis* is an environmental bacterium that is found at low levels on plant surfaces and grows in decaying plant material. Therefore, if the GMO is released into the outdoor environment, it could only establish in a vegetated area. The GMO would not be expected to survive if it was released on a paved surface or bare ground. The release pathways described in step 1b may occur on a vegetated area or an area where there is decomposing plant material.

185. A review of establishment of non-native organisms reported that the likelihood of successful establishment of an organism depends on both propagule size (the number of organisms released at once) and propagule number (the number of times organisms are released). Increasing propagule size enhances establishment likelihood by helping to overcome demographic stochasticity. Increasing propagule number enhances establishment likelihood by helping to overcome environmental stochasticity (Simberloff, 2009).

186. To consider propagule size, a literature search looked for information about bacterial propagule sizes that are known to successfully establish in the outdoor environment. No information was found on *L. brevis*. One study described competition between inoculated and naturalised strains of *Rhizobium trifolii*, a bacterium which colonises clover roots in a symbiotic relationship. In this study, an inoculated commercial strain of *R. trifolii* was able to successfully establish and compete with naturalised *R. trifolii* strains in soil, by preferentially colonising clover root nodules over a six-week period, when inoculated at a level of  $10^4$  bacteria applied to 25 cm<sup>2</sup> of soil surface (Hale, 1981). If data from the *R. trifolii* study can be extrapolated to *L. brevis*, propagule size is not expected to be a major limitation on the likelihood of establishment of the GMO.<sup>21</sup> Some uncertainty is noted for this factor.

187. In terms of propagule number, the anticipated number of releases of the GMO during the proposed clinical trial, by the release pathways described in step 1b, would be minimal. This small propagule number would restrict the likelihood of the GMO successfully establishing on plant substrates in the environment.

188. The likelihood of step 2 is assessed as **unlikely**.

## **Step 3 – GMO spreads widely in the environment**

189. Once the GMO is established in a vegetated area, it could spread in the environment by a number of mechanisms. For instance, GMOs growing on plants could be consumed by animals or birds, survive gut transit, and be excreted at new locations. GMOs growing on plants could be transported by human activity, e.g. during plant harvesting or mowing. GMOs growing on rotting

---

<sup>21</sup> Information about the quantity of GMO in each dose in the clinical trial has been declared CCI. Under Section 185 of the Act, the confidential information is made available to the prescribed experts and agencies that are consulted on the RARMP for this application.

plant material could be dispersed when used as compost or on human or animal feet or vehicle wheels. GMOs growing on any substrate could also be transported by wind or by water.

190. Globally, *L. brevis* is ubiquitous in the environment (Rychen et al., 2016). In the long term, the GMO could spread widely in the environment if it has a selective advantage over non-GM strains of *L. brevis* in Australia. This could be a broad selective advantage, or a selective advantage in some environmental niches. Spreading widely in the environment is taken to mean being established at many locations in Australia.

191. The introduced VIP gene is only known to have a biological function in animals, so it is not expected to provide any selective advantage in a bacterium growing on plant substrates.<sup>22</sup> The genetic modifications would not significantly increase or decrease metabolic burden, considering that *L. brevis* has over 2000 genes (Feyereisen et al., 2019). Overall, the effects of the genetic modifications are expected to have a neutral or slightly deleterious effect on fitness. Therefore, the GMO is not expected to have a selective advantage over its parental strain.

192. However, it is also necessary to consider whether the parental strain of the GMO has a selective advantage over non-GM strains of *L. brevis*. The genomes of *L. brevis* strains differ from each other by hundreds of genes (Feyereisen et al., 2019), so the effect of strain on fitness could be much larger than the effect of the genetic modifications.

193. There is uncertainty regarding whether the parental strain of the GMO is present in Australia.<sup>23</sup> There is also no data regarding the comparative fitness of the parental strain and other strains of *L. brevis*.

194. The likelihood of the GMO spreading widely in the environment is assessed as **highly unlikely** if the parental strain of the GMO is already present in Australia, because the GMO is not expected to have a selective advantage over the parental strain. If the parental strain is not present in Australia, the likelihood of the GMO spreading widely in the environment is assessed as **unlikely**, because the parental strain (and GMO) is considered unlikely to have a selective advantage over native *L. brevis* strains. Uncertainty is noted for this assessment.

#### **Step 4a – People or animals consume non-fermented food plants containing the GMO and/or secreted VIP at levels that cause adverse health effects**

195. If the GMO was able to spread widely in the Australian environment, it could grow on plants that are subsequently eaten by people or animals.

196. As discussed in Chapter 1Section 3, *L. brevis* is found at low levels on plant surfaces. Therefore, the GMO and secreted VIP are not expected to be present at biologically relevant levels in fresh plant material. In addition, fresh plant food intended for human consumption is typically washed to remove any microorganisms on the surface. Therefore, the likelihood of people or animals consuming non-fermented plant material containing the GMO and/or secreted VIP at levels that cause adverse health effects is assessed as **highly unlikely**.

#### **Step 4b – People or animals consume fermented food plant products containing the GMO and/or secreted VIP at levels that cause adverse health effects**

197. As discussed in Chapter 1Section 3, *L. brevis* is abundant in vegetable and cereal fermentations. Therefore, if the GMO grew on plant material that was subsequently used to make fermented food

<sup>22</sup> Information about the genetic modifications other than introduction of the VIP gene has been declared CCI. Under Section 185 of the Act, the confidential information is made available to the prescribed experts and agencies that are consulted on the RARMP for this application.

<sup>23</sup> Some information about the parental strain of the GMO has been declared CCI.

or feed products, and if the GMO reached high enough levels in the fermented products, adverse health effects could occur in people or animals who consume these products.

198. As a range of food crops in Australia are grown for production of fermented foods and beverages, if the GMO spread widely in the environment, the GMO could be present on some plant materials that are subsequently used to make fermented food products for human consumption. Some fermented foods are made from washed raw food by adding starter culture, but others are naturally fermented using microorganisms that are present in the raw food (Department of Health, 2023). Naturally fermented foods could contain the GMO. Livestock can be fed silage that is fermented from plants such as pasture grasses, maize, sorghum and other cereals. Therefore, if the GMO spread widely in the environment, the GMO could be present on some plant materials that are subsequently used to make fermented feed products and fed to livestock. Plant materials used for production of silage are not washed to remove microorganisms, so silage could contain the GMO.

199. If the GMO was present in a fermented product, the GMO could multiply to high levels, as *L. brevis* is abundant in vegetable and cereal fermentations (Chapter 1Section 3). The paragraphs below estimate the levels of GMO that could be consumed by people in kimchi or by livestock in maize silage, which are examples of fermented food or feed with well-characterised microbiology.

200. A study of microbial population dynamics in a radish kimchi reported that after two weeks fermentation, the concentration of *L. brevis* was  $2 \times 10^8$  cfu/mL (Ahn et al., 2015). If a person eats 50 mL of kimchi per day, the dose of *L. brevis* consumed would be about  $1 \times 10^{10}$  cfu per day.<sup>24</sup>

201. A study of the bacterial community in silage reported that after 8 weeks ensiling, the concentration of lactic acid bacteria in maize silage was  $7.4 \times 10^7$  cfu/g (Li and Nishino, 2013). Given that dairy cows can be fed about 40 kg/day of silage when pasture availability is limited (Kaiser et al., 2004), and assuming the average weight of a cow is 650 kg (Pauls Dairy website), this equates to consuming about  $4.6 \times 10^9$  lactic acid bacteria per kg body weight per day. The study found that *L. brevis* was the most abundant lactic acid bacteria in maize silage (Li and Nishino, 2013).<sup>24</sup>

202. These two above examples suggest that if the GMO spread onto food crops used to produce fermented food or feed, the GMO could reach high levels in some types of fermented food and feed. However, the GMO would need to successfully compete with the other bacteria present in the ferment, particularly any other *L. brevis* strains. If the GM strain were competing against other *L. brevis* strains, the strain with the fastest growth rate during fermentation is expected to outgrow other strains and become dominant.<sup>25</sup> This is an area of uncertainty.

203. Another point to consider is that if the GMO is present during fermentation of food or feed, it is designed to continuously secrete VIP, so it would presumably continuously secrete VIP over the weeks of fermentation. As discussed in Chapter 1Section 4, endogenous human VIP is rapidly degraded by proteases, but the GMO secretes a stabilised synthetic VIP analogue. There is uncertainty regarding the half-life of the stabilised VIP in fermenting food or feed. If the synthetic VIP is sufficiently stable in a ferment environment, the synthetic VIP could accumulate to a biologically relevant dose in the fermenting food or feed. In this case, people consuming the fermented food or animals consuming the fermented feed could ingest a substantial dose of free VIP in addition to ingesting the GMO that secretes VIP.

204. It is noted that, as discussed in Risk Scenario 1, there is some uncertainty about the dose levels of the GMO that could cause immunosuppression and high uncertainty about the dose levels of the

<sup>24</sup> Information about the quantity of GMO in doses in the clinical trial has been declared CCI. Under Section 185 of the Act, the confidential information is made available to the prescribed experts and agencies that are consulted on the RARMP for this application.

<sup>25</sup> Relevant information about the parental strain of the GMO has been declared CCI.

GMO that could cause secretory diarrhea. There is also uncertainty about whether some sub-populations could be more vulnerable to adverse effects from VIP.

205. Based on the information above, the likelihood of people or animals consuming fermented plant material containing the GMO and/or secreted VIP at levels that cause adverse health effects is conservatively assessed as **likely** for people and livestock.

### Overall likelihood assessment

206. The overall likelihood assessment is the cumulative likelihood of the individual steps in the causal pathway. As step 1a is far less likely than the alternative step 1b, and step 4a is far less likely than the alternative step 4b, only the pathway through steps 1b and 4b will be considered. The likelihoods of the individual steps in the causal pathway are likely (step 1b), unlikely (step 2), highly unlikely to unlikely (step 3) and likely (step 4b). The cumulative likelihood of two (at most) unlikely steps and two likely steps is highly unlikely. Therefore, the overall likelihood is assessed as **highly unlikely**.

## 3.3 Consequence assessment

207. A consequence assessment determines the degree of seriousness of harm to people or the environment, ranging from marginal to major. The potential harms for this risk scenario are either that VIP could cause increased rates of infections due to immunosuppression, or it could cause secretory diarrhea and associated health complications. Harms could occur in people or in livestock. The consequence of each type of harm is considered separately below, followed by an overall consequence assessment.

### Immunosuppression in people

208. As discussed in Chapter 1 Section 4, VIP is a signalling molecule with an anti-inflammatory effect. The intended therapeutic effect in the clinical trial is to suppress inflammation in the gastrointestinal tract, which has many receptors for VIP (Iwasaki et al., 2019). Exposure of people to the GMO that secretes VIP or directly to VIP via the diet could suppress the local immune system in the gastrointestinal tract. This could increase susceptibility to infections by pathogens whose portal of entry is the gastrointestinal tract. As discussed in Risk Scenario 1, this harm is similar to the elevated rate of infections observed in people prescribed corticosteroids to treat inflammatory diseases.

209. If a person is locally immunosuppressed for a period due to consumption of the GMO and/or VIP in fermented food, there would be no obvious symptoms, and the person would take no action. If the person acquires an infection as the result of immunosuppression, the person would have symptoms and would seek treatment for the infection if necessary.

210. If VIP causes localised immunosuppression in the gastrointestinal tract of a person, but the person does not acquire any infections requiring treatment, the harm would be **marginal** (minimal or no increase in illness/injury to people). If the person acquires an infection that they would not have acquired if immunocompetent, and the infection requires treatment such as antibiotics, the harm would be **minor** (minor increase in illness/injury to people that is readily treatable). If the person acquires an infection that they would not have acquired if immunocompetent, and the infection requires treatment in hospital, the harm would be **intermediate** (significant increase in illness/injury to people that requires specialised treatment).

211. The consequence assessment of immunosuppression in people is **marginal to intermediate** harm to health.



### Secretory diarrhea in people

212. As discussed in Chapter 1Section 4, high doses of VIP can cause severe secretory diarrhea. If the diarrhea continues for multiple days, the patient may need hospitalisation for dehydration, complications related to electrolyte deficiency, and/or shock.

213. There is uncertainty regarding whether a person eating fermented food that contained the GMO would consume enough GMO and/or VIP to cause secretory diarrhea.<sup>26</sup> This uncertainty will be treated by making the conservative assumption that some people could consume large amounts of a fermented food containing the GMO, and could develop secretory diarrhea.

214. If a person develops secretory diarrhea due to consumption of the GMO and/or VIP in a fermented food, they may associate the diarrhea with the fermented food and stop consuming it. This would halt the illness.

215. If VIP causes a short bout of secretory diarrhea in a person, that does not require medical treatment, the harm would be **marginal**. If the person has secretory diarrhea for an extended period, and requires hospitalisation, the harm would be **intermediate**.

216. The consequence assessment of secretory diarrhea in people is **marginal to intermediate** harm to health.

### Immunosuppression in livestock

217. As discussed in Chapter 1Section 4, the immunomodulatory function of VIP is conserved in mammals. Therefore, consumption of GMO secreting VIP and/or direct consumption of VIP in fermented feed could suppress the local immune system in the gastrointestinal tract of livestock. This could lead to elevated rates of infections, in the same way that this harm could occur in people.

218. Livestock are valued animals in the agricultural environment. Therefore, death of livestock is considered to be a harm to the environment. However, it is considered to be a reversible harm to the environment, as livestock can be replaced from other sources.

219. If VIP causes local immunosuppression in the gastrointestinal tract of livestock, and the animals acquire infections that they would not have acquired if immunocompetent, but the infections are self-resolving or easily treated by a vet, the harm would be **marginal** (minimal or no increase in harm to desirable components of the environment). If some animals acquire serious infections that they would not have acquired if immunocompetent, and they die of illness or are euthanised, the harm would be **minor** (minor increase in damage to desirable components of the environment that is reversible and limited in time and space or numbers affected).

220. The consequence assessment of immunosuppression in livestock is **marginal to minor** harm to the environment.

### Secretory diarrhea in livestock

221. VIP may be able to cause severe secretory diarrhea in livestock. Although ruminant livestock have very different stomachs from humans, their intestines are similar, and VIP causes secretory diarrhea in humans by stimulating water and anion secretion into the intestines (Iwasaki et al., 2019). It is noted that extended periods of secretory diarrhea in humans may require hospitalisation, but hospitalisation is not practical for livestock.

---

<sup>26</sup> Relevant information about the quantity of GMO in doses in the clinical trial has been declared CCI. Under Section 185 of the Act, the confidential information is made available to the prescribed experts and agencies that are consulted on the RARMP for this application.

222. If livestock develop secretory diarrhea due to consumption of sufficiently high levels of the GMO and/or VIP in fermented feed, the farmer may notice the symptoms before animals become severely ill. The farmer or a vet may associate the symptoms with the fermented feed and stop use of the fermented feed, which would halt the illness. If a vet prescribed antibiotics, but the animals continued to eat the fermented feed, the antibiotics might be temporarily effective but the secretory diarrhea would return as soon as the course of antibiotics was completed.

223. If VIP causes a short period of secretory diarrhea in livestock, that does not result in death or euthanasia, the harm would be **marginal**. If a small proportion of the livestock in herds die, due to delays in stopping use of the fermented feed, the harm would be **minor**. If a large proportion of livestock in herds die, due to ongoing consumption of the fermented feed, the harm would be **intermediate** (significant increase in damage to desirable components of the environment that is widespread but reversible or of limited severity).

224. The consequence assessment of secretory diarrhea in livestock is **marginal to intermediate** harm to the environment.

### 3.4 Risk estimate

225. The risk estimate is based on a combination of the likelihood and consequence assessments, using the Risk Estimate Matrix, as described in the Regulator's Risk Analysis Framework (OGTR, 2013).

226. The likelihood of the GMO being released outdoors, spreading in the environment to be present on food crops, and being consumed by humans or livestock at levels that cause adverse health effects is considered **highly unlikely**. The potential consequence to the health of people or to the environment is considered **marginal to intermediate**.

227. The overall risk is therefore estimated as **negligible** (risk is of no discernible concern and there is no present need to invoke actions for mitigation) **to low** (risk is of minimal concern, but may invoke actions for mitigation beyond standard practices).

## Section 4 Uncertainty

228. Uncertainty is an intrinsic part of risk analysis and is present in all aspects of risk analysis. This is discussed in detail in the Regulator's Risk Analysis Framework document.

229. Uncertainty is addressed by approaches such as balance of evidence, conservative assumptions, and applying risk management measures that reduce the potential for risk scenarios involving uncertainty to lead to harm. If there is residual uncertainty that is important to estimating the level of risk, the Regulator will take this uncertainty into account in making decisions.

230. For DIR 197, uncertainty is noted particularly in relation to:

- the survival rate of the GMO after transit through the human gastrointestinal tract
- the dose levels of GMO or secreted synthetic VIP that could cause immunosuppression or secretory diarrhea, including in vulnerable populations
- whether the parental strain of the GMO is present in Australia
- the fitness of the GMO or the parental strain compared to other strains of *L. brevis* in the environment
- the stability of the synthetic VIP in fermenting food or feed
- the maximum amount of fermented food, of a type that contains *L. brevis*, that people would plausibly consume.

231. The level of uncertainty in this risk assessment is considered high and impacts on the overall estimate of risk. There is uncertainty regarding some steps of Risk Scenario 3, and after taking the

uncertainty into account, this risk is considered to warrant actions for mitigation. Measures to mitigate this risk are described in Chapter 3Section 2.

232. Additional information to address uncertainties may be required to assess possible future applications with reduced limits and controls, such as a larger scale clinical trial or the commercial release of the GMO. Chapter 3Section 4 discusses information that may be required for future releases.

## Section 5 Risk evaluation

233. Risk is evaluated against the objective of protecting the health and safety of people and the environment to determine the level of concern and, subsequently, the need for controls to mitigate or reduce risk. Risk evaluation may also aid consideration of whether the proposed dealings should be authorised, need further assessment, or require collection of additional information.

234. Factors used to determine which risks need treatment may include:

- risk criteria,
- level of risk,
- uncertainty associated with risk characterisation, and
- interactions between substantive risks.

235. Five risk scenarios were postulated whereby the proposed dealing might give risk to harm to people or the environment.

236. A risk is substantive only when the risk scenario may, because of gene technology, have some chance of causing harm. Risk scenarios that do not lead to harm, or could not reasonably occur, do not represent a substantive risk and do not advance in the risk assessment process.

237. In the context of the limits and controls proposed by the applicant, and considering both the short and long term, four of the risk scenarios were not identified as substantive risks. The principal reasons for this include:

- the proposed packaging and controls minimise the potential for people other than trial participants to ingest GMO doses;
- the GMO is not expected to colonise human or animal guts, so any adverse effect would be transitory;
- the small scale of the clinical trial minimises the likelihood of HGT events.

238. Risk Scenario 3 describes a pathway where the GMO is released outdoors, spreads on plant substrates in the environment, is consumed by humans or livestock, and causes adverse health effects. This risk scenario was identified as a substantive risk, so further assessment was required. The likelihood and consequences of the substantive risk were characterised (Chapter 2, Section 3), and the level of risk estimated using the Risk Estimate Matrix, as described in the Regulator's Risk Analysis Framework (OGTR, 2013). Following risk characterisation, the risk described in Risk Scenario 3 was estimated as posing a **negligible to low** risk to human health and safety and the environment.

239. The Risk Analysis Framework describes low risk as a risk of minimal concern that may invoke actions for mitigation beyond standard practice. Measures to mitigate the identified risk are proposed in Chapter 3Section 2.

240. Determination of whether a risk is considered to be significant, and therefore whether a longer consultation period is required for the consultation RARMP, are made on a case-by-case basis. As the proposed mitigation measures can manage the risk to people and the environment, the Regulator

considers that the dealings involved in this proposed release do not pose a significant risk to either people or the environment<sup>27</sup>.

---

<sup>27</sup> As none of the proposed dealings are considered to pose a significant risk to people or the environment, Section 52(2)(d)(ii) of the Act mandates a minimum period of 30 days for consultation on the RARMP.

## Chapter 3 Risk management plan

### Section 1 Background

241. Risk management is used to protect the health and safety of people and to protect the environment by controlling or mitigating risk. The risk management plan addresses risks evaluated as requiring treatment and considers limits and controls proposed by the applicant, as well as general risk management measures. The risk management plan informs the Regulator's decision-making process and is given effect through proposed licence conditions.

242. Under section 56 of the Act, the Regulator must not issue a licence unless satisfied that any risks posed by the dealings proposed to be authorised by the licence are able to be managed in a way that protects the health and safety of people and the environment.

243. All licences are subject to three conditions prescribed in the Act. Section 63 of the Act requires that each licence holder inform relevant people of their obligations under the licence. The other statutory conditions allow the Regulator to maintain oversight of licensed dealings: Section 64 requires the licence holder to provide access to premises to OGTR inspectors and Section 65 requires the licence holder to report any information about risks or unintended effects of the dealing to the Regulator on becoming aware of them. Matters related to the ongoing suitability of the licence holder are also required to be reported to the Regulator.

244. The licence is also subject to any conditions imposed by the Regulator. Examples of the matters to which conditions may relate are listed in Section 62 of the Act. Licence conditions can be imposed to limit and control the scope of the dealings. In addition, the Regulator has extensive powers to monitor compliance with licence conditions under Section 152 of the Act.

### Section 2 Risk treatment measures for substantive risks

245. The risk assessment of Risk Scenario 3 in Chapter 2 concluded that there is a negligible to low risk to people and the environment. The risk involves the GMO being released outdoors, establishing on plant substrates, spreading widely in the environment, being consumed by humans or livestock, and causing adverse health effects.

246. The most effective way to manage this risk by licence conditions is to reduce the likelihood of releasing the GMO outdoors. In Chapter 2, Section Chapter 23.2, the cumulative likelihood of step 1b, that GMO is released into the outdoor environment via shedding of live GMO, was assessed as likely, with multiple plausible release pathways identified.

247. One plausible pathway for outdoor release of the GMO is trial participants using non-standard toilet systems, such as composting toilets or septic tank systems, where wastewater treatment may not kill all the GMOs. The draft licence proposes that the licence holder must not dispense GMOs to a trial participant for self-administration at home unless the trial participant's home toilet/s are connected to mains sewerage. Preventing trial participants from using non-standard toilet systems at other venues is not considered necessary as this is expected to occur infrequently. This risk treatment measure is expected to reduce the likelihood of release of GMO outdoors via non-standard toilet systems from unlikely to highly unlikely.

248. Another plausible pathway for outdoor release of the GMO is vomiting by trial participants with ulcerative colitis. The draft licence requires the licence holder to issue sealable vomit bags to trial participants with ulcerative colitis or other functional gastrointestinal disorders. Another draft licence condition would require these trial participants to carry vomit bags whenever they leave their home and to attempt to use them if vomiting occurs outdoors. Used vomit bags must be sealed and discarded into landfill bins. This risk treatment measure is expected to reduce the potential for outdoor release of the GMO via vomiting from unlikely to highly unlikely.

249. Outdoor release of the GMO could occur through pets eating GMO doses and subsequently defecating outside. The draft licence proposes a condition requiring trial participants who self-administer the GMO at home to ensure that pets do not have access to the GMO. This measure is expected to reduce the likelihood of pets eating GMO doses from unlikely to highly unlikely.

250. Outdoor release of the GMO could also occur through trial participants shedding GMO in saliva, subsequently contaminating food leftovers with saliva containing GMO, and discarding the food waste into compost. This pathway was considered highly unlikely, though with some uncertainty. The draft licence proposes that the licence holder must not dispense GMOs to a trial participant for self-administration at home unless the trial participant is able to meet certain behavioural requirements that would minimise shedding of GMO in saliva<sup>28</sup>. This risk treatment measure would minimise outdoor release of the GMO via saliva.

251. The proposed specific risk treatment measures above would restrict release of the GMO outdoors, and are considered sufficient to manage the risks associated with Risk Scenario 3.

252. The risk assessment of the remaining four risk scenarios listed in Chapter 2 concluded that there are negligible risks to people and the environment from the proposed clinical trial with the GMO. These risk scenarios were considered in the context of the scale of the proposed clinical trial (Chapter 1, Section 2.1), the proposed controls (Chapter 1, Section Chapter 12.2), the proposed receiving environment (Chapter 1, Section 5), and considering both the short and long term risks. The risk evaluation concluded that no specific risk treatment measures are required to treat these negligible risks. Limits and controls proposed by the applicant and other general risk management measures are discussed below.

## Section 3 General risk management

253. The limits and controls proposed in the application were important in establishing the context for the risk assessment and in reaching the conclusion that the risks posed to people and the environment are negligible to low. Therefore, to maintain the risk context, draft licence conditions have been imposed to limit the number of trial participants and duration of the trial, as well as a range of controls to restrict the spread and persistence of the GMOs and their genetic material in the environment. The conditions are discussed and summarised in this Chapter and listed in detail in the draft licence.

### 3.1 Limits and controls on the clinical trial

254. Sections 2.1 and Chapter 12.2 in Chapter 1 list the limits and controls proposed by Novotech. Many of these are discussed in the five risk scenarios considered in Chapter 2. The appropriateness of the limits and controls is considered further in the following sections.

#### 3.1.1 Consideration of limits and controls

255. The clinical trial is proposed to enrol approximately 51 trial participants, with two thirds receiving the GMO and one third receiving placebo. A draft licence condition limits the number of clinical trial participants receiving the GMO to a maximum of 40, which would allow up to 60 clinical trial participants in total. The applicant has requested a licence for 7 years. A draft licence condition limits the period when the GMO may be administered under the licence to 7 years from the date of issue.

---

<sup>28</sup> Relevant information about the dosage form of the GMO in the clinical trial has been declared CCI. Under Section 185 of the Act, the confidential information is made available to the prescribed experts and agencies that are consulted on the RARMP for this application.

256. Administration of the GMO is proposed to take place either at clinical trial sites, which are medical facilities, or at the homes of trial participants. GMO doses for home administration would be dispensed to trial participants during clinical trial site visits. To maintain this context, and to facilitate compliance with other licence conditions, the draft licence does not permit GMO doses to be dispensed to trial participants by means other than clinical trial site visits.

257. The applicant proposed to import the GMO in accordance with IATA shipping classification UN3245 (GMOs that are not classified as category A or B infectious substances), which is a standard protocol for handling and minimising exposure to a GMO. The draft licence includes this requirement for import or export.

258. The application did not discuss transport of the GMO between clinical trial sites, or between storage facilities and clinical trial sites. However, transport of these types may be necessary during the trial. Draft licence conditions require that these types of transport comply with minimum requirements for packaging and labelling the GMO from the Regulator's *Guidelines for Transport, Storage and Disposal of GMOs* for risk group 1 organisms. The term 'storage facilities', as defined in the draft licence, does not include the homes of trial participants.

259. The applicant proposed that GMO doses would be stored at clinical trial sites in accordance with the Regulator's *Guidelines for Transport, Storage and Disposal of GMOs* for risk group 1 organisms. The draft licence requires that GMO doses stored at clinical trial sites or storage facilities must be stored in accordance with minimum requirements for packaging and labelling the GMO from the *Guidelines*.

260. The applicant proposed that, at the clinical trial sites, unused GMO or waste containing GMO would be disposed of via the clinical waste stream. This is an acceptable means of disposing of the GMO and is included in the draft licence. The draft licence also permits on-site decontamination of the GMO.

261. The applicant proposed to comply with standard measures to clean up any spill of GMOs at a clinical trial site, including using personal protective equipment and a chemical disinfectant. These measures are included in the draft licence.

262. The applicant proposed that GMO doses would be dispensed to trial participants in a form that is double packaged and ready for administration<sup>29</sup>. The outer cartons would be labelled "Keep out of the reach of children". This type of packaging was an important reason why Risk Scenario 1 was found to pose negligible risk. Therefore, the draft licence requires this type of packaging. The outer cartons must also be labelled to indicate that they contain a GMO, which is a standard requirement for packaging when transporting or storing a GMO.

263. As a control, the applicant proposed to track GMO doses that have been dispensed to clinical trial participants for self-administration at home and to destroy any GMO doses that remain unused at the end of the trial. A draft licence condition requires the licence holder to track all GMO doses dispensed to trial participants and whether they have been used as intended. Another draft licence condition requires trial participants who self-administer the GMO at home to return all unused GMO doses to a clinical trial site within one week after the final self-administration of the GMO. This includes GMO doses that are unused due to withdrawal of a trial participant from the clinical trial, due to the doses being damaged, spilled or soiled, or due to any other reason. A standard licence condition requires the licence holder to report any contraventions of the licence by a person covered

---

<sup>29</sup> Some information about the GMO packaging has been declared CCI. Under Section 185 of the Act, the confidential information is made available to the prescribed experts and agencies that are consulted on the RARMP for this application.

by the licence to the Regulator, so if trial participants do not return unused GMO doses to a clinical trial site, this would be reported to the Regulator. Another standard licence condition requires the licence holder to ensure that all GMO doses or waste containing GMO doses are destroyed before or at the end of the licence.

264. As a control, the applicant proposed to issue spill kits to trial participants who self-administer the GMO at home. These spill kits would be used to clean up any spill of GMO doses<sup>30</sup> that occurs at home, and the contaminated material would be returned in a sealed bag to a clinical trial site for disposal. This measure would minimise the amount of GMO doses being placed in domestic waste so is included in the draft licence. The draft licence also requires that the spill kits include means to collect and return any GMO dose that is unsuitable for ingestion because it is spilled, broken, damaged or soiled. The licence holder would be required to instruct the trial participants in correct use of the spill kits.

265. As a control, the applicant proposed to instruct clinical trial participants in appropriate hygiene measures, such as hand washing after using the toilet. The draft licence requires the licence holder to instruct trial participants in hygiene measures to follow during the clinical trial. The hygiene measures must include: thorough hand washing with soap or hand sanitiser after toilet use or any contact with stool or vomit, cleaning any non-disposable items contaminated with stool or vomit using detergent or cleaning chemicals, discarding any disposable items contaminated with stool or vomit into either a landfill bin or a toilet, and avoiding passing stools in an outdoor location where no toilets are available. These measures would reduce the exposure of people to the GMO and the potential for release of the GMO into the environment.

266. As a control, the applicant proposed to only enrol trial participants who agree to abstain from unprotected anal sex during the clinical trial. As discussed in Risk Scenario 1, this activity could expose a person other than a trial participant to the GMO, however, there is no pathway to harm. Therefore, this measure is not included in the draft licence.

267. In parts A and B of the proposed clinical trial, the application indicates that trial participants would stay at the clinical trial site for three days after the first administration of the GMO. This measure relates to trial participant safety for a first-in-human study and will be reviewed by a HREC. It will not be included in the licence.

268. The proposed clinical trial has a range of inclusion and exclusion criteria, which will be reviewed by a HREC. Selected inclusion and exclusion criteria are listed in Chapter 1, SectionChapter 12.3, and were considered as part of the risk context. The exclusion criterion barring women who are pregnant or lactating from the clinical trial was an important part of the risk context. The RARMP does not consider risk pathways involving transfer of the GMO or VIP to a foetus, or shedding of the GMO or VIP in breast milk. The inclusion criterion requiring trial participants to be adults was also important to the risk context. The RARMP does not consider potential risks from children conducting dealings with the GMO. Therefore, draft licence conditions require the licence holder to ensure that pregnant or breastfeeding persons and children are not enrolled in the clinical trial.

269. A standard condition is included in the draft licence requiring the licence holder to ensure that dealings are conducted to not compromise the health and safety of people and minimise unintentional exposure to the GMO.

---

<sup>30</sup> Some information about the dosage form of the GMO in the clinical trial has been declared CCI. Under Section 185 of the Act, the confidential information is made available to the prescribed experts and agencies that are consulted on the RARMP for this application.



270. Another standard condition included in the draft licence requires the licence holder to inform all people dealing with the GMOs, other than external service providers, of applicable licence conditions. This includes training trial participants to whom licence conditions apply.

271. Further conditions to be implemented in the draft licence are to ensure that a compliance management plan is in place for each clinical trial site before administration of the GMOs commences at that site. The compliance management plan must detail how the licence holder intends to comply with the licence conditions, including listing persons responsible for site management, proposed reporting structures, and staff and trial participant training procedures.

### **3.1.2 Summary of licence conditions to be implemented to limit and control the clinical trial**

272. A number of licence conditions have been drafted to limit and control the proposed clinical trial, based on the above considerations. These include requirements to:

- limit the trial to 60 trial participants;
- only enrol adult trial participants who are not pregnant or breastfeeding;
- only enrol trial participants who can meet certain behavioural requirements;
- dispense GMO doses to trial participants with specified packaging and labelling;
- issue spill kits to trial participants who self-administer the GMO at home;
- require trial participants to return unused doses of the GMO to clinical trial sites;
- instruct trial participants in hygiene measures;
- require trial participants with ulcerative colitis to carry and use vomit bags;
- require trial participants to ensure that pets do not have access to the GMO;
- import the GMO in accordance with IATA shipping classification UN 3245;
- dispose of GMO doses via the clinical waste stream or use other effective decontamination methods.

## **3.2 Other risk management considerations**

273. All DIR licences issued by the Regulator contain a number of conditions that relate to general risk management. These include conditions relating to:

- applicant suitability
- contingency plans
- identification of the persons or classes of persons covered by the licence
- reporting requirements
- access for the purpose of monitoring for compliance.

### **3.2.1 Applicant suitability**

274. In making a decision whether or not to issue a licence, the Regulator must have regard to the suitability of the applicant to hold a licence. Under Section 58 of the Act, matters that the Regulator must take into account include:

- any relevant convictions of the applicant
- any revocation or suspension of a relevant licence or permit held by the applicant under a law of the Commonwealth, a State or a foreign country
- the capacity of the applicant to meet the conditions of the licence.

275. If a licence were issued, the conditions would include a requirement for the licence holder to inform the Regulator of any information that would affect their suitability.

276. In addition, the applicant organisation must have access to an IBC and be an accredited organisation under the Act.

### **3.2.2 Contingency plans**

277. Should a licence be issued, Novotech is required to submit a contingency plan to the Regulator before commencing dealings with the GMOs. This plan will detail measures to be undertaken in the event of:

- the unintended release of the investigational product, including spills
- exposure of persons other than trial participants to the investigational product
- a person exposed to the investigational product developing a serious adverse response.

### **3.2.3 Identification of the persons or classes of persons covered by the licence**

278. If issued, the persons covered by the licence would be the licence holder and employees, agents or contractors of the licence holder and other persons who are, or have been, engaged or otherwise authorised by the licence holder to undertake any activity in connection with the dealings authorised by the licence. As Novotech intends to authorise trial participants to conduct dealings with the GMOs (such as oral self-administration, collection of stool samples and transport), trial participants would be persons covered by the licence.

279. Prior to dealings with the GMOs, Novotech would be required to provide a list of people and organisations that are covered by the licence, or the function or position where names are not known at the time.

### **3.2.4 Reporting requirements**

280. If issued, the licence would require the licence holder to immediately report any of the following to the Regulator:

- any additional information regarding risks to the health and safety of people or the environment associated with the dealings
- any contraventions of the licence by persons covered by the licence
- any unintended effects of the clinical trial.

281. A number of written notices are also required under the draft licence to assist the Regulator in designing and implementing a monitoring program for all licensed dealings. The notices include:

- identification of the clinical trial sites where the GMOs would be administered or dispensed to trial participants for self-administration
- expected date of administration with the GMOs for each clinical trial site
- cease of administration with the GMOs for each clinical trial site.

### **3.2.5 Monitoring for compliance**

282. The Act stipulates, as a condition of every licence, that a person who is authorised by the licence to deal with a GMO, and who is required to comply with a condition of the licence, must allow inspectors and other persons authorised by the Regulator to enter premises where a dealing is being undertaken for the purpose of monitoring or auditing the dealing.

283. If monitoring activities identify changes in the risks associated with the authorised dealings, the Regulator may also vary licence conditions, or if necessary, suspend or cancel the licence.

284. In cases of non-compliance with licence conditions, the Regulator may instigate an investigation to determine the nature and extent of non-compliance. The Act provides for criminal sanctions of large fines and/or imprisonment for failing to abide by the legislation, conditions of the licence or directions from the Regulator, especially where significant damage to the health and safety of people or the environment could result.

## Section 4 Issues to be addressed for future releases

285. Additional information has been identified that may be required to assess an application for a larger scale trial or commercial release of the GMO, or to justify a reduction in limits and controls.

This includes:

- information about the survival rate of the GMO after transit through the human gastrointestinal tract
- information about the dose levels of GMO or secreted synthetic VIP that could cause immunosuppression or secretory diarrhea in people or animals
- information about the fitness of the GMO or its parental strain in comparison to other strains of *L. brevis* in the Australian environment
- characterisation of the stability of the synthetic VIP in fermenting food or feed.

## Section 5 Conclusions of the consultation RARMP

286. The risk assessment concludes that the proposed clinical trial of the GMO poses negligible to low risks to the health and safety of people and to the environment as a result of gene technology. These risks require specific risk treatment measures.

287. The risk management plan concludes that the identified negligible to low risks can be managed so as to protect the health and safety of people and the environment by imposing risk treatment measures. If a licence is issued, conditions are proposed to limit the trial to the proposed scale and to enact the proposed controls to restrict the spread and persistence of the GMO in the environment, as these were important considerations in establishing the context for assessing the risks. Specific risk treatment measures are proposed in the licence to further restrict release of the GMO into the outdoor environment, to manage the risk of the GMO entering fermented food or feed.

## Chapter 4 Draft licence conditions

### Section 1 Interpretations and definitions

1. In this licence:

- (a) unless defined otherwise in this licence, words and phrases used in this licence have the same meaning as they do in the Act and the Gene Technology Regulations 2001;
- (b) words importing a gender include every other gender;
- (c) words in the singular number include the plural and words in the plural number include the singular;
- (d) expressions used to denote persons generally (such as “person”, “party”, “someone”, “anyone”, “no one”, “one”, “another” and “whoever”), include a body politic or corporate as well as an individual;
- (e) references to any statute or other legislation (whether primary or subordinate) are a reference to a statute or other legislation of the Commonwealth of Australia as amended or replaced from time to time and equivalent provisions, if any, in corresponding State law, unless the contrary intention appears;
- (f) where a word or phrase is given a particular meaning, other grammatical forms of that word or phrase have corresponding meanings;
- (g) specific conditions prevail over general conditions to the extent of any inconsistency.

2. In this licence:

**‘Act’** means the *Gene Technology Act 2000* (Commonwealth) or the corresponding State law under which this licence is issued.

**‘CCI’** means information that has been declared confidential commercial information under section 185 of the Act and is protected from public disclosure. CCI that has been omitted from the draft licence is made available to the prescribed experts and agencies that are consulted on the RARMP for this application. If the licence is issued, the CCI will be made available to persons covered by the licence.

**‘Clinical trial site’** means a medical facility in Australia such as a clinical trial facility and associated pharmacy, which are notified in writing to the Regulator for the purposes of conducting this clinical trial.

**‘Decontaminate’** (or **‘Decontamination’**) means, as the case requires, kill the GMOs by one or more of the following methods:

- (a) chemical treatment;
- (b) autoclaving;
- (c) high-temperature incineration; or
- (d) a method approved in writing by the Regulator.

*Note: ‘As the case requires’ has the effect that, depending on the circumstances, one or more of these techniques may not be appropriate.*

**‘External service provider’** means a person engaged by the licence holder solely in relation to transport, storage and/or disposal of the GMOs, and who is not undertaking any dealings with the GMOs that are not for those purposes.

**‘GMO’** means the genetically modified organisms that are the subject of the dealings authorised by this licence.

**‘NLRD’** is a notifiable low risk dealing. Dealings conducted as an NLRD must be assessed by an institutional biosafety committee (IBC) before commencement and must comply with the requirements of the Gene Technology Regulations 2001.

**‘Personal information’** has the same meaning as in the *Privacy Act 1988*. Personal information means information or an opinion about an identified individual, or an individual who is reasonably identifiable:

- (a) whether the information or opinion is true or not; and
- (b) whether the information or opinion is recorded in a material form or not.

**‘Regulator’** means the Gene Technology Regulator.

**‘Sample’** means any biological material collected from a treated trial participant for analysis as part of the trial.

**‘Serious adverse event’** means any untoward medical occurrence that at any dose:

- results in death;
- is life-threatening;
- requires inpatient hospitalisation or prolongation of existing hospitalisation;
- results in persistent or significant disability/incapacity;
- is a congenital anomaly/birth defect; or
- is a medically important event or reaction.

**‘Storage facility’** is a facility used for storing GMO doses, but does not include a Clinical trial facility or the home of a trial participant.

## Section 2      General conditions and obligations

### Holder of licence

3. The licence holder is Novotech (Australia) Pty Ltd.

### Remaining an Accredited Organisation

4. The licence holder must, at all times, remain an accredited organisation.

### Validity of licence

5. This licence remains in force until it is suspended, cancelled, or surrendered. No dealings with the GMO are authorised during any period of suspension, or after the licence has been cancelled or surrendered.

*Note: Although this licence has no expiry date, the duration of administration of the GMO is restricted in accordance with Condition 23.*

### Persons covered by this licence

6. The persons covered by this licence are:
  - (a) the licence holder, and any employees, agents or External service providers engaged by the licence holder; and
  - (b) the project supervisor(s); and
  - (c) clinical trial participants; and
  - (d) other persons who are, or have been, engaged or otherwise authorised by the licence holder or the project supervisor to conduct any of the dealings authorised by this licence.

7. The licence holder must keep a record of:
- (a) all persons covered by this licence; and
  - (b) the contact details of the project supervisor(s) for the licence; and
  - (c) the contact details and home addresses of all clinical trial participants to whom GMO doses have been dispensed.

*Note: Where External service providers are used, it is sufficient to record the company name and the position or job title of the person(s) conducting the dealing.*

8. The licence holder must provide information related to the persons covered by the licence when requested to do so in writing by the Regulator and must provide the information within a time period stipulated by the Regulator.

### **Description of GMOs covered**

9. The licence authorises specified dealings in respect of the GMOs identified and described in **Attachment A**.

### **Dealings authorised by this licence**

10. The licence holder and persons covered by this licence may conduct the following dealings with the GMOs:

- (a) import the GMOs;
- (b) conduct the following experiments with the GMOs:
  - i) oral administration of the GMO to trial participants;
  - ii) collect Samples from trial participants;
  - iii) analyse the Samples described in 10(b)ii);
- (c) transport the GMOs;
- (d) dispose of the GMOs;

and may possess, supply, use or store the GMO for the purposes of, or in the course of, any of these dealings.

11. Supply of the GMOs for the purposes of dealings by a person or organisation not covered by this licence is only authorised by this licence if the Regulator provides prior written approval to the licence holder.

*Note 1: For approval to be granted, the receiving person or organisation must have an appropriate authorisation to conduct dealings with the GMOs. This is likely to be an NLRD or a licence issued by the Regulator.*

*Note 2: For example, trial participants must not share their medication with other people.*

12. This licence does not apply to dealings with the GMOs conducted as an NLRD or pursuant to another authorisation under the Act.

### **Conditions imposed by the Act**

*Note: The Act mandates the following 3 conditions.*

#### **Informing people of licence conditions (section 63)**

13. The licence holder must inform any person covered by the licence, to whom a particular condition of the licence applies, of the following:
- (a) the particular condition, including any variations of it; and

- (b) the cancellation or suspension of the licence; and
- (c) the surrender of the licence.

#### **Monitoring and audits (section 64)**

14. If a person is authorised by this licence to deal with the GMOs and a particular condition of this licence applies to the dealing by that person, the person must allow the Regulator, or a person authorised by the Regulator, to enter premises where the dealing is being undertaken, for the purposes of auditing or monitoring the dealing.

#### **Additional information to be given to the Regulator (section 65)**

15. The licence holder must immediately inform the Regulator if they become aware of:
- (a) additional information about any risks to the health and safety of people, or to the environment, associated with the dealings authorised by the licence; or
  - (b) any contraventions of the licence by a person covered by the licence; or
  - (c) any unintended effects of the dealings authorised by the licence.

*Note 1: For the purposes of this condition:*

- (a) *The licence holder is taken to have become aware of additional information if they were reckless as to whether such information existed; and*
- (b) *The licence holder is taken to have become aware of contraventions, or unintended effects, if they were reckless as to whether such contraventions had occurred, or such unintended effects existed.*

*Note 2: Contraventions of the licence may occur through the action or inaction of a person.*

*Note 3: An example of informing immediately is contact made at the time of the incident via the OGTR free call phone number 1800 181 030.*

#### **Informing the Regulator of any material changes of circumstance**

16. The licence holder must immediately, by notice in writing, inform the Regulator of:
- (a) any relevant conviction of the licence holder occurring after the commencement of this licence;
  - (b) any revocation or suspension after the commencement of this licence, of a licence or permit held by the licence holder under a law of the Commonwealth, a State, or a foreign country, being a law relating to the health and safety of people or the environment;
  - (c) any event or circumstances occurring after the commencement of this licence that would affect the capacity of the licence holder to meet the conditions in it.
17. The licence holder must provide information related to the licence holder's ongoing suitability to hold a licence when requested to do so in writing by the Regulator and must provide the information within a time period stipulated by the Regulator.

#### **Further conditions with respect to informing persons covered by the licence**

18. If a particular condition, including any variation of it, applies to an External service provider covered by this licence, the licence holder must not permit that person to conduct any dealings unless the person has been informed of the condition, including any variation of it.

*Note: Information required under Condition 18 may be provided to External service providers who are engaged solely for storage and transport of the GMO through labelling of the outermost container of the GMOs in accordance with Condition 45(a).*

19. If a particular condition, including any variation of it, applies to a person with respect to any dealing, other than to an External service provider, the licence holder must not permit a person covered by this licence to conduct that dealing unless:

- (a) the licence holder has obtained from the person a signed and dated statement that the person:
  - i) has been informed by the licence holder of the condition and, when applicable, its variation; and
  - ii) has understood and agreed to be bound by the condition, or its variation; and
  - iii) has been trained in accordance with sub-condition 19(b) below; and
- (b) the licence holder has trained that person in a manner which enables them to conduct the dealings in accordance with the conditions of this licence.

20. The licence holder must notify all persons covered by the licence, from whom Personal information relevant to the administration and/or enforcement of the licence is collected by the licence holder, that such Personal information may be disclosed to the Regulator.

21. The licence holder must ensure that a copy of the licence is readily available to all persons covered by the licence, other than External service providers and trial participants, who are conducting dealings with the GMO.

*Note: The licence may be made available electronically.*

## Section 3 Limits and control measures

### Limits on clinical trials conducted under this licence

22. The GMO may be administered to a maximum of 40 trial participants.

*Note: This number excludes trial participants who are enrolled in the clinical trial and receive treatment that does not contain the GMO, such as placebo.*

23. The administration of the GMO must be completed within 7 years from the date of issuing of the licence.

### Administration of the GMOs

24. Administration of the GMO to trial participants must not commence prior to approval by a Human Research Ethics Committee.

25. GMO doses for administration must be either:

- (a) administered at a Clinical trial site; or
- (b) dispensed to trial participants at a Clinical trial site for self-administration at home.

*Note: Before any of these activities take place, the details of each Clinical trial site must have been notified to the Regulator in accordance with Condition 51(a).*

26. GMO doses for administration must be in the form of [CCI].

27. GMO [CCI] dispensed to trial participants must be packaged in [CCI] inside cartons. The cartons must be labelled to indicate:

- (a) that they contain GMO; and
- (b) to keep out of the reach of children; and
- (c) to keep out of the reach of pets.



**Conditions relating to trial participants**

28. The licence holder must notify each trial participant, from whom Personal information relevant to the administration and/or enforcement of the licence is collected by the licence holder, that such Personal information may be disclosed to the Regulator.
29. The licence holder must ensure that the following persons are not enrolled in the trial:
- (a) pregnant and breastfeeding persons; and
  - (b) persons under the age of 18.
30. Before the GMO is dispensed to any trial participant for self-administration at home, the licence holder must obtain written agreement from the trial participant that:
- (a) the toilet/s at their home are connected to mains sewerage; and
  - (b) they are able to [CCI]; and
  - (c) they agree to [CCI] during the clinical trial.

**Conditions related to the conduct of the dealings**

31. Conditions that apply to dealings with GMOs do not apply to:
- (a) blood and urine Samples; and
  - (b) other Samples, materials and waste, that are reasonably expected not to contain the GMO. Upon request from the Regulator, the licence holder must provide a written justification for this expectation.
32. The licence holder must ensure that dealings are only conducted in a manner which:
- (a) does not compromise the health and safety of people; and
  - (b) minimises the exposure of persons conducting the dealings to the GMO, other than intended exposure of trial participants.
33. The licence holder must ensure that procedures are in place to account for all GMO doses from import to destruction/export. The licence holder must track all GMO doses dispensed to trial participants and whether the doses have been used as intended. Records must be kept and made available to the Regulator on request.
34. Any trial participant who has been dispensed GMO doses for self-administration at home must return all unused GMO doses to a clinical trial site either within one week after their final self-administration of the GMO or within one week after being directed to do so by the licence holder, whichever is the earliest. Unused GMO doses include GMO [CCI] that are unused due to:
- (a) withdrawal of the trial participant from the clinical trial; or
  - (b) [CCI] being damaged, spilled or soiled; or
  - (c) any other reason.
35. The licence holder must issue spill kits to all trial participants who have been dispensed GMO doses for self-administration at home, at the time when GMO doses are dispensed. The spill kits must include means to:
- (a) collect any GMO [CCI] that is unsuitable for ingestion because it is spilled, broken, damaged or soiled; and
  - (b) clean any area that may be contaminated with the GMO; and
  - (c) return the GMO to the clinical trial site in a sealed bag that is labelled to indicate that it contains GMO.

36. The licence holder is required to instruct the trial participants in correct use of the spill kits described in Condition 35.

37. Any trial participant who has been dispensed GMO doses for self-administration at home must inform the licence holder as soon as practicable if any of the following events occur:

- (a) spill of GMO [CCI]; or
- (b) loss of GMO [CCI]; or
- (c) ingestion of GMO [CCI] by persons other than trial participants.

38. Any trial participant who has been dispensed GMO doses for self-administration at home must ensure that pets do not have access to the GMO doses.

39. The licence holder must issue sealable vomit bags to trial participants with ulcerative colitis or other functional gastrointestinal disorders, at the time when GMO doses are dispensed.

40. While participating in the trial, any trial participant with ulcerative colitis or another functional gastrointestinal disorder must carry vomit bags whenever they leave their home and must attempt to use a vomit bag if they vomit outdoors. Used vomit bags must be sealed and discarded into a bin destined for landfill.

*Note: Leaving home includes going into a garden or yard.*

41. The licence holder must instruct clinical trial participants in hygiene measures to follow during the clinical trial. The hygiene measures must include:

- (a) thorough hand washing with soap or hand sanitiser after toilet use or any contact with stool or vomit; and
- (b) cleaning any non-disposable items contaminated with stool or vomit using detergent or cleaning chemicals; and
- (c) discarding any disposable items contaminated with stool or vomit into either a toilet or a bin destined for landfill; and
- (d) avoiding passing stools in an outdoor location where no toilets are available.

#### **Transport, storage and disposal of the GMOs**

42. The licence holder must ensure that transport of the GMOs is conducted only for the purposes of, or in the course of, another dealing permitted by this licence, for supply in accordance with Condition 11, or for export.

43. For the purposes of import or export, and transport between the border and either a Storage facility or a Clinical trial site, the licence holder must ensure the GMO is packaged, labelled, stored and transported consistent with International Air Transport Association (IATA) shipping classification UN 3245.

44. For the purposes of transport between the border and a Clinical trial site via a Storage facility, if the GMO is not repackaged at the Storage facility, the licence holder must ensure the GMO is packaged, labelled, stored and transported consistent with International Air Transport Association (IATA) shipping classification UN 3245.

45. The licence holder must ensure that transport and storage of the GMOs within or between Clinical trial sites and Storage facilities, unless conducted according to Condition 44, follows these sub-conditions:

- (a) GMOs must be contained within a sealed, unbreakable primary container, with the outer packaging labelled to indicate at least:
  - i) that it contains GMOs; and
  - ii) the contact details for the licence holder; and
  - iii) instructions to notify the licence holder in case of loss or spill of the GMOs; and

- (b) procedures must be in place to ensure that GMOs can be accounted for and that a loss of GMOs during transport or storage or failure of delivery can be detected; and
- (c) access to the GMOs is restricted to authorised persons for whom Condition 18 or Condition 19 has been met (i.e. the GMOs are within a locked unit or an area which has restricted access). This includes situations where containers are left for collection in a holding area, or left unattended prior to Decontamination; and

*Note: All stored GMOs remain the responsibility of the licence holder.*

- (d) if the GMO is being transported or stored with a coolant (e.g. dry ice, liquid nitrogen or any other coolant) which will release a gas, a mechanism to allow the escape of the gas must be included. If water ice is used as a coolant then the outer packaging should be constructed so as to prevent any leakage. All containers must be able to withstand the temperatures to which they will be subjected; and

*Note: When transporting and storing with coolants, it is preferable for coolants to be used outside of the primary container.*

- (e) a consolidated record of all GMOs being stored under this condition is maintained and made available to the Regulator upon request; and
- (f) for the purposes of transport entirely within a building, where the GMOs are accompanied by an authorised person for whom Condition 19 has been met, Conditions 45(a)ii, 45(a)iii and 45(b) do not apply.

46. The licence holder must ensure that all GMO doses and all waste reasonably expected to contain GMO doses are Decontaminated:

- (a) prior to disposal, unless the method of disposal is also a method of Decontamination; and
- (b) before or upon suspension, cancellation or surrender of the licence, unless covered by another authorisation under the Act, or exported; and
- (c) by autoclaving, chemical treatment, high-temperature incineration or any other method approved in writing by the Regulator.

47. Where transport is conducted by External service providers for the purpose of destruction, the licence holder must ensure that the GMO doses, or waste reasonably expected to contain GMO doses, enters the clinical waste stream for Decontamination.

*Note: In the event of a spill during transport by an External service provider, compliance with relevant State or Territory legislation and regulations to manage clinical or biohazardous spills is sufficient.*

### Contingency plans

48. The licence holder must ensure that any person (other than a trial participant) who consumes GMO [CCI] is offered prompt medical advice. The clinician must be provided with any relevant information about the GMO.

49. If there is a spill or an unintentional release of GMO at a Storage facility or Clinical trial site, the following measures must be implemented:

- (a) the GMOs must be contained to prevent further dispersal; and
- (b) persons cleaning up the GMO must wear appropriate personal protective equipment (PPE); and
- (c) the exposed area must be Decontaminated with an appropriate chemical disinfectant effective against the GMOs; and
- (d) any material used to clean up the spill or PPE worn during clean-up of the spill must be Decontaminated; and

- (e) the licence holder must be notified as soon as reasonably possible.

## Section 4 Reporting and Documentation

*Note: The following licence conditions are imposed to demonstrate compliance with other conditions and facilitate monitoring of compliance by staff of the OGTR. Notices and reports may be emailed to [OGTR.M&C@health.gov.au](mailto:OGTR.M&C@health.gov.au). A summary of notification and reporting requirements is provided at **Attachment B**.*

50. The licence holder must notify the Regulator, in writing, of the name and address of each Storage facility before commencement of dealings at that location.

51. At least 14 days prior to first administering the GMO at each Clinical trial site, or a timeframe agreed in writing by the Regulator, the licence holder must provide the Regulator with a Compliance Management Plan for that Clinical trial site, specifying:

- (a) the name, address and description of the Clinical trial site, including any associated storage areas/analytical facilities;
- (b) the key persons responsible for the management of the trial at the site;
- (c) that the Institutional Biosafety Committee (IBC) associated with the site (if any) has been notified of the trial and has been consulted regarding site specific procedures;
- (d) the proposed reporting structure for the trial at the site and how the reporting structure enables the licence holder to become aware of any self-reported incidents for the purposes of Condition 53;
- (e) details of how the persons covered by the licence (for that type of dealing) will be informed of licence conditions applicable to them and how they will be trained to safely conduct the dealings;
- (f) how return of unused doses in accordance with condition 34 will be facilitated;
- (g) where, within the site, the GMO is expected to be administered; and
- (h) the expected date of first administration.

*Note: For the purpose of finding out whether the Act has been complied with, an OGTR inspector may, if entry is at a reasonable time, enter a facility occupied by the licence holder or a person covered by the licence and exercise monitoring powers.*

52. For each Clinical trial site, the licence holder must notify the Regulator, in writing, of the end of the clinical trial, no later than 30 days after:

- (a) the final dose being administered; or
- (b) the decision that no further participants will be treated at that site.

53. The licence holder must inform the Regulator as soon as reasonably possible:

- (a) in the event of a trial participant experiencing a Serious adverse event which may be related to the GMO;
- (b) if they are notified of, or otherwise become aware of, a loss or spill of the GMO;
- (c) if they are notified, or otherwise become aware of the exposure of a person other than a trial participant to the GMO; and
- (d) if they become aware that a trial participant has not followed the procedures described in the instructions provided by the licence holder.

54. Upon request from the Regulator, the licence holder must provide any records, signed statements, written agreements or documentation collected under a condition of this licence, within a time period stipulated by the Regulator.

## Attachment A

### DIR No: 197

**Full Title:** Clinical trial of genetically modified *Lactobacillus brevis* for treatment of inflammatory bowel disease

### Organisation Details

**Postal address:** Novotech (Australia) Pty Ltd  
Level 3, 235 Pyrmont St  
Pyrmont NSW 2009

**Phone No:** (02) 8569 1400

### GMO Description

#### GMOs covered by this licence:

*Lactobacillus brevis* genetically modified only by the genetic modifications listed in Table 1 below.

**Common Name:** *Lactobacillus brevis* bacteria

**Scientific Name:** *Lactobacillus brevis*

#### Modified traits:

**Categories:** Human therapeutic

**Description:** The GMO, known as LIV001, secretes a homologue of human vasoactive intestinal peptide (VIP). The GMO is intended to reduce inflammation in the gastrointestinal tract.

**Table 1. Genetic modifications responsible for conferring the modified traits**

Source, identity, nature of modification	Modified trait description
<ul style="list-style-type: none"> <li>Introduction of gene encoding synthetic homologue of human vasoactive intestinal peptide (VIP)</li> </ul>	Reduce inflammation
<ul style="list-style-type: none"> <li>Additional genetic modifications that are CCI</li> </ul>	Traits that are CCI

#### Purpose of the dealings with the GMOs:

The purpose of the clinical trial is:

- To assess the safety of single and multiple ascending doses of the GMO in healthy clinical trial participants, and
- To assess the safety and efficacy of multiple doses of the GMO in clinical trial participants with ulcerative colitis.

#### Confidential commercial information (CCI)

The name of the parental strain of the GMO and information about genetic modifications other than the introduction of the VIP gene have been declared CCI under Section 185 of the *Gene Technology Act 2000*.

**Attachment B – Summary of reporting requirements\***

<b>Prior to the commencement of the trial</b>	<b>Condition</b>	<b>Timeframe for reporting</b>
The name and address of each Storage facility	50	Before commencement of dealings at that location
<p>A written Compliance Management Plan for each Clinical trial site:</p> <ul style="list-style-type: none"> <li>(a) the name, address and description of the Clinical trial site, including any associated storage areas/analytical facilities;</li> <li>(b) the key persons responsible for the management of the trial at the site;</li> <li>(c) that the Institutional Biosafety Committee (IBC) associated with the site (if any) has been notified of the trial and has been consulted regarding site specific procedures;</li> <li>(d) the proposed reporting structure for the trial at the site and how the reporting structure enables the licence holder to become aware of any self-reported incidents for the purposes of Condition 53;</li> <li>(e) details of how the persons covered by the licence (for that type of dealing) will be informed of licence conditions applicable to them and how they will be trained to safely conduct the dealings;</li> <li>(f) how return of unused doses in accordance with condition 34 will be facilitated;</li> <li>(g) where, within the site, the GMO is expected to be administered; and</li> <li>(h) the expected date of first administration.</li> </ul>	51	At least 14 days prior to the first administration of the GMO at each Clinical trial site, or a timeframe agreed to in writing by the Regulator
<b>Information to be provided at any time during the clinical trial</b>	<b>Condition</b>	<b>Timeframe for reporting</b>
Any additional information related to the health and safety of people and the environment associated with the dealing covered by the licence, or any unintended effect of the dealing authorised by the licence	15(a), (c)	Immediately
Information related to any contravention of the licence by a person covered by the licence	15(b)	Immediately
Any relevant conviction of the licence holder	16(a)	Immediately
Any revocation or suspension of a licence or permit held by the licence holder under a law of the Commonwealth, a State or a foreign country, being a law relating to the health and safety of people or the environment	16(b)	Immediately

Any event or circumstances that would impact the licence holder capacity to meet the licence conditions	16(c)	Immediately
Provide notification to the Regulator, in writing, of the end of the clinical trial at each Clinical trial site	52	Within 30 days of the final administration of the GMO or the decision to cease GMO administration at that particular Clinical trial site.
Any Serious adverse event which may be related to the GMO	53(a)	As soon as reasonably possible
Any loss or spill of the GMO, or exposure of a person other than the trial participant to the GMO	53(b), (c)	As soon as reasonably possible after becoming aware of the event
Any event where a trial participant has not followed the procedures described in the instruction provided by the licence holder	53(d)	As soon as reasonably possible after becoming aware of the event
<b>Information to be provided on request by the Regulator</b>	<b>Condition</b>	<b>Timeframe for reporting</b>
Information related to the persons covered by the licence	8	Within a timeframe stipulated by the Regulator
Information related to the licence holder's ongoing suitability to hold a licence	17	Within a timeframe stipulated by the Regulator
Copies of signed and dated statements and training records	19	Within a timeframe stipulated by the Regulator
Copies of agreements in writing	30	Within a timeframe stipulated by the Regulator
Records of GMO dose tracking and all GMOs being stored	33, 45(e)	Within a timeframe stipulated by the Regulator
Any records or documentation collected under a condition of this licence	54	Within a timeframe stipulated by the Regulator

\* Notifications and documents to be sent to [OGTR.M&C@health.gov.au](mailto:OGTR.M&C@health.gov.au)



## References

- Afroze, F., Bloom, S., Bech, P., Ahmed, T., Sarker, S.A., Clemens, J.D., Islam, F., *et al.* (2020). Cholera and pancreatic cholera: is VIP the common pathophysiologic factor? *Trop Med Infect Dis* 5.
- Ahn, G.H., Moon, J.S., Shin, S.Y., Min, W.K., Han, N.S., and Seo, J.H. (2015). A competitive quantitative polymerase chain reaction method for characterizing the population dynamics during kimchi fermentation. *J Ind Microbiol Biotechnol* 42, 49-55.
- Almada, C.N., Almada-Érix, C.N., Bonatto, M.S., Pradella, F., dos Santos, P., Abud, Y.K.D., Farias, A.S., *et al.* (2021). Obtaining paraprobiotics from *Lactobacillus acidophilus*, *Lactocaseibacillus casei* and *Bifidobacterium animalis* using six inactivation methods: Impacts on the cultivability, integrity, physiology, and morphology. *Journal of Functional Foods* 87.
- Anisimova, E.A., and Yarullina, D.R. (2019). Antibiotic resistance of *Lactobacillus* strains. *Curr Microbiol* 76, 1407-1416.
- Arcadis (2019). National food waste baseline: Final assessment report. (Australia: Department of the Environment and Energy).
- Arioli, S., Elli, M., Ricci, G., and Mora, D. (2013). Assessment of the susceptibility of lactic acid bacteria to biocides. *Int J Food Microbiol* 163, 1-5.
- Ashaolu, T.J., and Reale, A. (2020). A holistic review on Euro-Asian lactic acid bacteria fermented cereals and vegetables. *Microorganisms* 8, 1176.
- Cannon, J.P., Lee, T.A., Bolanos, J.T., and Danziger, L.H. (2005). Pathogenic relevance of *Lactobacillus*: a retrospective review of over 200 cases. *Eur J Clin Microbiol Infect Dis* 24, 31-40.
- Chisholm, J.M., Putsathit, P., Riley, T.V., and Lim, S.-C. (2023). Spore-forming *Clostridium* (*Clostridioides*) *difficile* in wastewater treatment plants in Western Australia. *Microbiology Spectrum* 11, e03582-03522.
- Cui, X., Cao, D., Qu, C., Zhang, X., and Zheng, A. (2013). A study of the chemical and biological stability of vasoactive intestinal peptide. *Drug Dev Ind Pharm* 39, 1907-1910.
- Delgado, M., and Ganea, D. (2013). Vasoactive intestinal peptide: a neuropeptide with pleiotropic immune functions. *Amino Acids* 45, 25-39.
- Department of Health (2023). Risk assessment and legislative requirements for fermented foods. (Government of Western Australia).
- Drulis-Kawa, Z., Majkowska-Skrobek, G., Maciejewska, B., Delattre, A., and Lavigne, R. (2012). Learning from bacteriophages - advantages and limitations of phage and phage-encoded protein applications. *Current Protein and Peptide Science* 13, 699-722.
- Duar, R.M., Lin, X.B., Zheng, J., Martino, M.E., Grenier, T., Perez-Munoz, M.E., Leulier, F., *et al.* (2017). Lifestyles in transition: evolution and natural history of the genus *Lactobacillus*. *FEMS Microbiol Rev* 41, S27-S48.
- Dušková, M., Morávková, M., Mrázek, J., Florianová, M., Vorlová, L., and Karpíšková, R. (2020). Assessment of antibiotic resistance in starter and non-starter lactobacilli of food origin. *Acta Veterinaria Brno* 89, 401-411.

- EFSA Panel on Biological Hazards, Koutsoumanis, K., Allende, A., Álvarez-Ordóñez, A., Bolton, D., Bover-Cid, S., Chemaly, M., *et al.* (2023). Update of the list of qualified presumption of safety (QPS) recommended microorganisms intentionally added to food or feed as notified to EFSA. *EFSA Journal* 21, e07747.
- Fardet, L., Petersen, I., and Nazareth, I. (2016). Common infections in patients prescribed systemic glucocorticoids in primary care: a population-based cohort study. *PLoS Med* 13, e1002024.
- Feyereisen, M., Mahony, J., Kelleher, P., Roberts, R.J., O'Sullivan, T., Geertman, J.A., and van Sinderen, D. (2019). Comparative genome analysis of the *Lactobacillus brevis* species. *BMC Genomics* 20, 416.
- Forwood, D.L., Hooker, K., Caro, E., Huo, Y., Holman, D.B., Meale, S.J., and Chaves, A.V. (2019). Crop sorghum ensiled with unsalable vegetables increases silage microbial diversity. *Front Microbiol* 10, 2599.
- Fukao, M., Oshima, K., Morita, H., Toh, H., Suda, W., Kim, S.W., Suzuki, S., *et al.* (2013). Genomic analysis by deep sequencing of the probiotic *Lactobacillus brevis* KB290 harboring nine plasmids reveals genomic stability. *PLoS One* 8, e60521.
- Ghaferi, A.A., Chojnacki, K.A., Long, W.D., Cameron, J.L., and Yeo, C.J. (2008). Pancreatic VIPomas: subject review and one institutional experience. *J Gastrointest Surg* 12, 382-393.
- Ghosh, T.S., Arnoux, J., and O'Toole, P.W. (2020). Metagenomic analysis reveals distinct patterns of gut lactobacillus prevalence, abundance, and geographical variation in health and disease. *Gut Microbes* 12, 1-19.
- Groussin, M., Poyet, M., Sistiaga, A., Kearney, S.M., Moniz, K., Noel, M., Hooker, J., *et al.* (2021). Elevated rates of horizontal gene transfer in the industrialized human microbiome. *Cell* 184, 2053-2067 e2018.
- Hale, C.N. (1981). Methods of white clover inoculation - their effect on competition for nodule formation between naturalised and inoculated strains of *Rhizobium trifolii*. *New Zealand Journal of Experimental Agriculture* 9, 169-172.
- Hooker, K., Forwood, D.L., Caro, E., Huo, Y., Holman, D.B., Chaves, A.V., and Meale, S.J. (2019). Microbial characterization and fermentative characteristics of crop maize ensiled with unsalable vegetables. *Sci Rep* 9, 13183.
- Huddlestone, J.R. (2014). Horizontal gene transfer in the human gastrointestinal tract: potential spread of antibiotic resistance genes. *Infect Drug Resist* 7, 167-176.
- ICH (2016). Integrated addendum to ICH E6(R1): Guideline for good clinical practice. Report No. E6(R2).
- Iwasaki, M., Akiba, Y., and Kaunitz, J.D. (2019). Recent advances in vasoactive intestinal peptide physiology and pathophysiology: focus on the gastrointestinal system. *F1000Res* 8.
- Kaiser, A.G., Moran, J.B., and Piltz, J.W. (2004). Feeding silage to dairy cows. In *Successful silage* (NSW Department of Primary Industries), pp. 334-357.
- Kamal, N., Motwani, K., Wellington, J., Wong, U., and Cross, R.K. (2021). Fecal Incontinence in inflammatory bowel disease. *Crohn's Colitis* 360 3, otab013.

- Kane, M.G., O'Dorisio, T.M., and Krejs, G.J. (1983). Production of secretory diarrhea by intravenous infusion of vasoactive intestinal polypeptide. *New England Journal of Medicine* 309, 1482-1485.
- Klepeis, N.E., Nelson, W.C., Ott, W.R., Robinson, J.P., Tsang, A.M., Switzer, P., Behar, J.V., *et al.* (2001). The National Human Activity Pattern Survey (NHAPS): a resource for assessing exposure to environmental pollutants. *Journal of Exposure Science & Environmental Epidemiology* 11, 231-252.
- Li, Y., and Nishino, N. (2013). Effects of ensiling fermentation and aerobic deterioration on the bacterial community in Italian ryegrass, guinea grass, and whole-crop maize silages stored at high moisture content. *Asian-Australas J Anim Sci* 26, 1304-1312.
- Lupp, C., Robertson, M.L., Wickham, M.E., Sekirov, I., Champion, O.L., Gaynor, E.C., and Finlay, B.B. (2007). Host-mediated inflammation disrupts the intestinal microbiota and promotes the overgrowth of Enterobacteriaceae. *Cell Host Microbe* 2, 119-129.
- Martinez, C., Juarranz, Y., Gutierrez-Canas, I., Carrion, M., Perez-Garcia, S., Villanueva-Romero, R., Castro, D., *et al.* (2019). A clinical approach for the use of VIP axis in inflammatory and autoimmune diseases. *Int J Mol Sci* 21.
- Menz, G., Andrighetto, C., Lombardi, A., Corich, V., Aldred, P., and Vriesekoop, F. (2010). Isolation, identification, and characterisation of beer-spoilage lactic acid bacteria from microbrewed beer from Victoria, Australia. *Journal of the Institute of Brewing* 116, 14-22.
- Morovic, W., Hibberd, A.A., Zabel, B., Barrangou, R., and Stahl, B. (2016). Genotyping by PCR and high-throughput sequencing of commercial probiotic products reveals composition biases. *Front Microbiol* 7, 1747.
- National Health and Medical Research Council, Australian Research Council, and Universities Australia (2018). National Statement on Ethical Conduct in Human Research 2007 (Updated 2018). (Canberra: Commonwealth of Australia).
- Neil, K., Allard, N., and Rodrigue, S. (2021). Molecular mechanisms influencing bacterial conjugation in the intestinal microbiota. *Front Microbiol* 12, 673260.
- Newton, L., Randall, J.A., Hunter, T., Keith, S., Symonds, T., Secrest, R.J., Komocsar, W.J., *et al.* (2019). A qualitative study exploring the health-related quality of life and symptomatic experiences of adults and adolescents with ulcerative colitis. *J Patient Rep Outcomes* 3, 66.
- OGTR (2013). Risk Analysis Framework 2013, 4th edn (Canberra: Office of the Gene Technology Regulator).
- Probst, M., Fritschi, A., Wagner, A., and Insam, H. (2013). Biowaste: a *Lactobacillus* habitat and lactic acid fermentation substrate. *Bioresour Technol* 143, 647-652.
- Ramamoorthy, S., and Cidlowski, J.A. (2016). Corticosteroids: mechanisms of action in health and disease. *Rheum Dis Clin North Am* 42, 15-31, vii.
- Romano, A., Ladero, V., Alvarez, M.A., and Lucas, P.M. (2014). Putrescine production via the ornithine decarboxylation pathway improves the acid stress survival of *Lactobacillus brevis* and is part of a horizontally transferred acid resistance locus. *Int J Food Microbiol* 175, 14-19.
- Rossi, F., Amadoro, C., and Colavita, G. (2019). Members of the *Lactobacillus* genus complex (LGC) as opportunistic pathogens: a review. *Microorganisms* 7.

Rychen, G., Aquilina, G., Azimonti, G., Bampidis, V., De Lourdes Bastos, M., Bories, G., Chesson, A., *et al.* (2016). Safety and efficacy of *Lactobacillus brevis* NCIMB 42149 as a silage additive for all animal species. *EFSA Journal* 14.

Saxelin, M., Chuang, N.H., Chassy, B., Rautelin, H., Mäkelä, P.H., Salminen, S., and Gorbach, S.L. (1996). Lactobacilli and bacteremia in southern Finland, 1989-1992. *Clin Infect Dis* 22, 564-566.

Schleifer, K.-H. (2009). Family I. *Lactobacillaceae*. In *Bergey's Manual of Systematic Bacteriology Second Edition Volume 3*, P. De Vos, G.M. Garrity, D. Jones, N.R. Krieg, W. Ludwig, F.A. Rainey, K.-H. Schleifer, *et al.*, eds. (Springer), pp. 465-432.

Simberloff, D. (2009). The role of propagule pressure in biological invasions. *Annual Review of Ecology, Evolution, and Systematics* 40, 81-102.

Smalley, S.G., Barrow, P.A., and Foster, N. (2009). Immunomodulation of innate immune responses by vasoactive intestinal peptide (VIP): its therapeutic potential in inflammatory disease. *Clin Exp Immunol* 157, 225-234.

Standards Australia, and Standards New Zealand (2022). AS/NZS 2243.3:2022 Safety in laboratories Part 3: Microbiological safety and containment.

Stefanska, I., Kwiecien, E., Jozwiak-Piasecka, K., Garbowska, M., Binek, M., and Rzewuska, M. (2021). Antimicrobial susceptibility of lactic acid bacteria strains of potential use as feed additives - the basic safety and usefulness criterion. *Front Vet Sci* 8, 687071.

Stephenson, D.P., Moore, R.J., and Allison, G.E. (2009). Comparison and utilization of repetitive-element PCR techniques for typing *Lactobacillus* isolates from the chicken gastrointestinal tract. *Appl Environ Microbiol* 75, 6764-6776.

Stevenson, C., Blaauw, R., Fredericks, E., Visser, J., and Roux, S. (2014). Randomized clinical trial: effect of *Lactobacillus plantarum* 299 v on symptoms of irritable bowel syndrome. *Nutrition* 30, 1151-1157.

Stewart, L.G., Lavers, J.L., Grant, M.L., Puskic, P.S., and Bond, A.L. (2020). Seasonal ingestion of anthropogenic debris in an urban population of gulls. *Marine Pollution Bulletin* 160, 111549.

Tripathi, K., and Feuerstein, J.D. (2019). New developments in ulcerative colitis: latest evidence on management, treatment, and maintenance. *Drugs Context* 8, 212572.

Valles-Colomer, M., Blanco-Miguez, A., Manghi, P., Asnicar, F., Dubois, L., Golzato, D., Armanini, F., *et al.* (2023). The person-to-person transmission landscape of the gut and oral microbiomes. *Nature* 614, 125-135.

Vaughan, A., Iyadurai, R., Blackmore, M., and Garofalow, F. (2017). 2015-16 NSW Water Supply and Sewerage Benchmarking Report. (NSW Department of Primary Industries).

Vietri, J.T., Wlodarczyk, C.S., Lorenzo, R., and Rajpathak, S. (2016). Missed doses of oral antihyperglycemic medications in US adults with type 2 diabetes mellitus: prevalence and self-reported reasons. *Current Medical Research and Opinion* 32, 1519-1527.

Waljee, A.K., Rogers, M.A., Lin, P., Singal, A.G., Stein, J.D., Marks, R.M., Ayanian, J.Z., *et al.* (2017). Short term use of oral corticosteroids and related harms among adults in the United States: population based cohort study. *BMJ* 357, j1415.

Wang, K., Crevel, R.W.R., and Mills, E.N.C. (2022). Assessing protein digestibility in allergenicity risk assessment: A comparison of *in silico* and high throughput *in vitro* gastric digestion assays. *Food Chem Toxicol* 167, 113273.

Zheng, J., Wittouck, S., Salvetti, E., Franz, C., Harris, H.M.B., Mattarelli, P., O'Toole, P.W., *et al.* (2020). A taxonomic note on the genus *Lactobacillus*: Description of 23 novel genera, emended description of the genus *Lactobacillus* Beijerinck 1901, and union of *Lactobacillaceae* and *Leuconostocaceae*. *Int J Syst Evol Microbiol* 70, 2782-2858.