

National Centre for Classification in
Health



PROFESSIONAL RELATIVITIES STUDY

RESOURCE MATERIALS

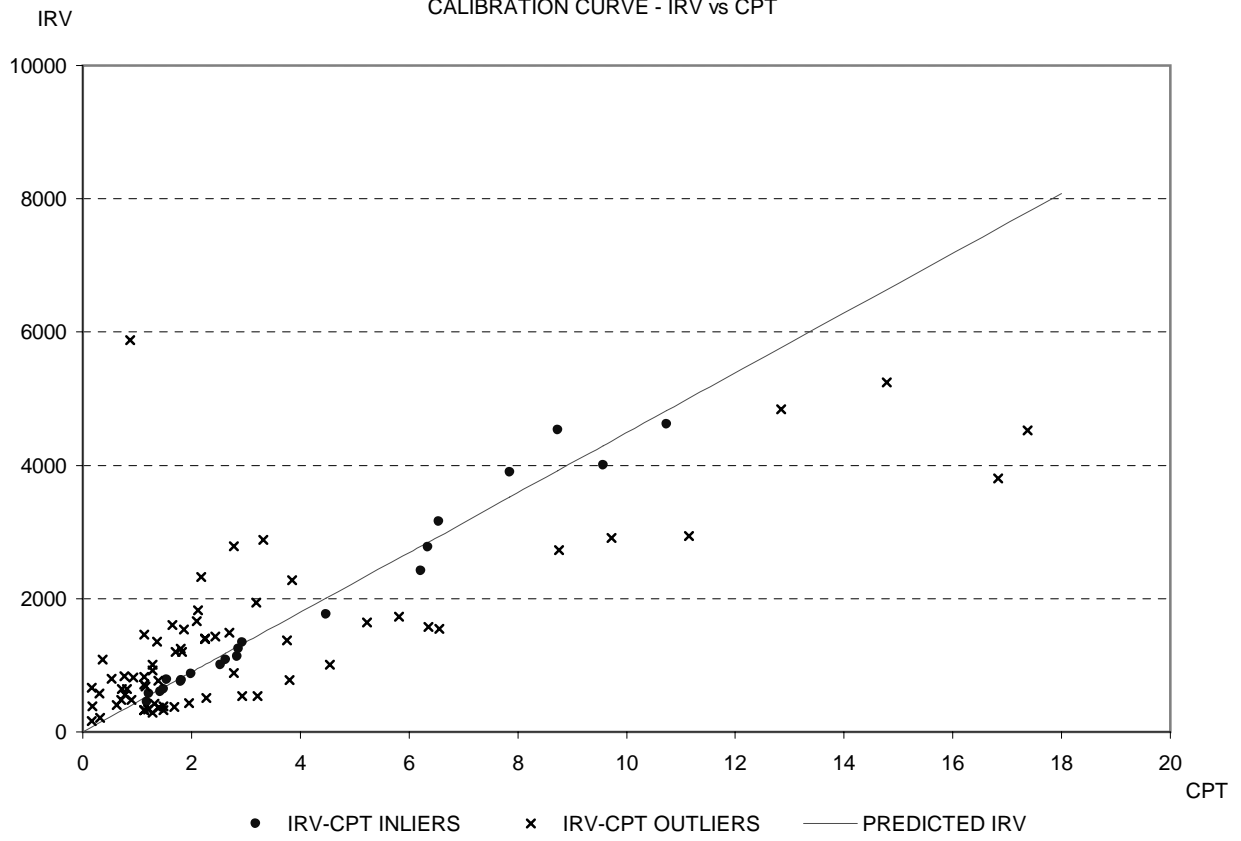
**Calibration curves and Significant Outlier Review
Process tables**

*Calibration curve graphs and details and Significant
Outlier Review Process (SORP) tables for each of the final
9 Aligned CG data sets. Where the AMA provided the
NCCH with outcomes from the SORPs for specialties,
these outcomes are detailed in the SORP tables.*

prepared for

Medicare Schedule Review Board
December 2000

GENERAL PRACTICE & EMERGENCY MEDICINE
CALIBRATION CURVE - IRV vs CPT



IRV-CPT analysis for General Practice and Emergency Medicine

Total mapped Items 92

3 items were excluded from the analysis because they had zero CPT values (item numbers 11309, 11702 & 13757)

21 treated as inliers

68 treated as outliers (shaded)

Predicted IRV = 448.57 X (CPT)

MBS	IRV	MAP TYPE 1=NCCH 1:1 2=AMA 3=TOP END	IRV FOR INLIERS	WORK CPT RVU	PREDICT. IRV	% CHANGE IRV
16520	4524	2		17.37	7792	-41.9
16519	3808	2		16.83	7549	-49.6
16515	5249	2		14.78	6630	-20.8
30405	4843	2		12.84	5760	-15.9
45203	2938	2		11.15	5002	-41.3
35712	4617	3	4617	10.74	4818	-4.2
45451	2912	2		9.72	4360	-33.2
30403	4002	2	4002	9.57	4293	-6.8
45206	2730	2		8.76	3929	-30.5
44324	4532	3	4532	8.74	3920	15.6
30615	3900	3	3900	7.85	3521	10.8
30634	1547	1		6.56	2943	-47.4
30612	3164	3	3164	6.54	2934	7.9
35683	1572	1		6.36	2853	-44.9
45200	2775	2	2775	6.34	2844	-2.4
44357	2424	1	2424	6.21	2786	-13.0
47372	1725	2		5.81	2606	-33.8
30638	1638	1		5.23	2346	-30.2
30282	1008	1		4.54	2037	-50.5
30023	1764	2	1764	4.47	2005	-12.0
47327	2275	1		3.85	1727	31.7
13506	782	1		3.80	1705	-54.1
35512	1377	1		3.76	1687	-18.4
47678	2882	1		3.32	1489	93.5
47444	540	1		3.21	1440	-62.5
47561	1936	1		3.19	1431	35.3
47348	1349	2	1349	2.93	1314	2.6
47423	540	1		2.93	1314	-58.9
47579	1248	1	1248	2.86	1283	-2.7
35516	1136	1	1136	2.84	1274	-10.8
31270	2781	2		2.78	1247	123.0
41889	882	2		2.78	1247	-29.3
47354	1491	2		2.70	1211	23.1
47369	1088	1	1088	2.63	1180	-7.8
30029	1008	2	1008	2.53	1135	-11.2
47387	1428	1		2.44	1095	30.5
35554	510	1		2.27	1018	-49.9
47378	1404	2		2.25	1009	39.1
13400	1392	1		2.25	1009	37.9
31255	2324	2		2.18	978	137.7
31265	1825	2		2.12	951	91.9
31285	1660	2		2.09	938	77.1
47633	870	1	870	1.99	893	-2.5
30192	432	2		1.95	875	-50.6
47915	1539	2		1.86	834	84.5
31280	1197	2		1.83	821	45.8
30653	782	2	782	1.81	812	-3.7
30032	1248	2		1.80	807	54.6
30026	760	2	760	1.80	807	-5.9
31210	1197	2		1.71	767	56.1
18260	375	1		1.68	754	-50.2
31230	1606	2		1.65	740	117.0

MBS	IRV	MAP TYPE 1=NCCH 1:1 2=AMA 3=TOP END	IRV FOR INLIERS	WORK CPT RVU	PREDICT. IRV	% CHANGE IRV
38400	792	1	792	1.54	691	14.7
18278	640	1	640	1.48	664	-3.6
14203	384	1		1.48	664	-42.2
18254	325	1		1.48	664	-51.1
30628	608	1	608	1.43	641	-5.2
32147	363	1		1.40	628	-42.2
35520	765	1		1.39	624	22.7
31235	1355	2		1.36	610	122.0
18242	420	1		1.32	592	-29.1
31205	1007	2		1.28	574	75.4
30202	924	2		1.28	574	60.9
47466	290	1		1.28	574	-49.5
30219	578	2	578	1.21	543	6.5
30216	336	1		1.20	538	-37.6
18258	448	1	448	1.18	529	-15.4
13842	684	1		1.15	516	32.6
39000	1456	1		1.13	507	187.3
46531	824	1		1.13	507	62.5
47916	714	1		1.13	507	40.9
46513	330	1		1.13	507	-34.9
47904	330	1		1.13	507	-34.9
42644	816	1		0.93	417	95.6
30195	480	2		0.90	404	18.9
13857	5882	3		0.87	390	1407.2
30071	646	2		0.81	363	77.8
37041	560	1		0.78	350	60.1
50124	836	2		0.76	341	145.2
47703	640	1		0.72	323	98.2
32072	476	2		0.71	318	49.5
30207	408	2		0.62	278	46.7
16514	798	2		0.53	238	235.7
14200	1081	1		0.37	166	551.3
13839	210	1		0.32	144	46.3
11506	578	1		0.31	139	315.7
13312	384	1		0.18	81	375.6
11700	667	1		0.17	76	774.6
11701	160	1		0.17	76	109.8

SIGNIFICANT OUTLIER REVIEW PROCESS
General Practice & Emergency Medicine

Number of significant outliers for review 44

Number of outliers 68

A - Inherent problems with map between MBS & CPT:
 1 = Clinical practice differs for US & Aust ie INTRA time differs
 2 = Definition of PRE & POST differ for US & Aust
 3 = Complex map of AND/OR items affecting Weighted IRV
B - Possible Error in IRV calculation
 4 = Times overestimates
 5 = Times underestimated

MBS	Descriptor	Reason for Outlier Check Cost Implic'n > -67% or +200% +or- \$100000 from line	Mapping		MBS Intra Time CG Estimate (adjust)	CPT Times		OUTCOME OF REVIEW PROCESS		
			1 NCCH 2 MSRB 3TopEnd	CPT maps		Harvard (for NCCH 1:1 maps)	USAMA Median Intra	Reason for Outlier #1,2,3,4,5	Adjust Oulier to CPT (YorN)	Comments/ Recommendations
11506	Measurement of respiratory function involving a permanently recorded tracing performed before and after inhalation of	13,389,174	1	94060	15		10			
11700 *	Twelve-lead electrocardiography, tracing and report	133,498,822	1	93000	10		5			
11701	Twelve-lead electrocardiography, report only where the tracing has been forwarded to another medical practitioner, including any	280,811	1	93010	5	3	5 or 2			
13312	Blood for pathology test, collection of, by femoral or external jugular vein puncture in infants=20	376	1	36400	5	15				
13842	Intra-arterial cannulisation for the purpose of taking multiple arterial blood samples for blood gas analysis	275,942	1	36620	10	16	20			
13857	Mechanical ventilation, initiation of (other than initiation of ventilation in the context of an anaesthetic for surgery), outside of an Intensive	2,211,689	3	94657 or 94656	75					
14200	Gastric lavage in the treatment of ingested poison	551	1	91105	20					

* = Work Substitution Item (CG time estimates under review by the Coordinating Committee)

SIGNIFICANT OUTLIER REVIEW PROCESS
General Practice & Emergency Medicine

MBS	Descriptor	Reason for Outlier Check Cost Implic'n > -67% or +200% +or- \$100000 from line	Mapping		MBS Intra Time CG Estimate (adjust)	CPT Times			OUTCOME OF REVIEW PROCESS		
			1 NCCH 2 MSRB 3TopEnd	CPT maps		Harvard (for NCCH 1:1 maps)	USAMA Median Intra	Reason for Outlier #1,2,3,4,5	Adjust Outlier to CPT (YorN)	Comments/ Recommendations	
14203	Hormone or living tissue implantation, by direct implantation involving incision and suture	-182,390	1	11980	10						
16514 *	Antenatal cardiotocography in the management of high risk pregnancy (not during the course of the confinement)	726,776	2	59025 or 59020	15						
16519	Management of labour and delivery by any means (including Caesarean section) including post-partum care for 5 days	-15,470,492	2	59410+99431 or 59515+99431 or 59614+99431 or 59622+99431	33	- + 25 or + 25 or + 25 or	- 45 60 + 25				
16520	Caesarean section and post-operative care for 7 days where the patient's care has been transferred by another medical practitioner for	-184,210	2	59515	39						
30032	Skin and subcutaneous tissue or mucous membrane, repair of recent wound of, on face or neck, small (not more than 7cm long),	1,572,161	2	12001 or 12002 or 12011 or 12013 or 12014	15						
30071	Biopsy of skin or mucous membrane, as an independent procedure=20	3,838,072	2	11100	10						
30192	Premalignant skin lesions, treatment of, by galvanocautery or electrodesiccation or cryocautery (10 or more lesions)=20	-4,445,741	2	17000+17003	10			3 + 2			
30195	Neoplastic skin lesions, other than viral verrucae (common warts) and seborrheic keratoses, treatment by electrosurgical destruction, simple curettage or shave excision, or laser photocoagulation, not being a	786,604	2	11300 or 11301 or 11302 or 11303 or 11305 or 11306 or 11307 or 11308 or 11310 or 11311 or 11312 or 11313	10						
30202	Cancer of skin or mucous membrane proven by histopathology or confirmed by specialist opinion, removal of, by liquid nitrogen	943,711	2	40820	15						

* = Work Substitution Item (CG time estimates under review by the Coordinating Committee)

SIGNIFICANT OUTLIER REVIEW PROCESS
General Practice & Emergency Medicine

MBS	Descriptor	Reason for Outlier Check Cost Implic'n > -67% or +200% +or- \$100000 from line	Mapping		MBS Intra	CPT Times		OUTCOME OF REVIEW PROCESS		
			1 NCCH 2 MSRB 3TopEnd	CPT maps	Time CG Estimate (adjust)	Harvard (for NCCH 1:1 maps)	USAMA Median Intra	Reason for Outlier #1,2,3,4,5	Adjust Outlier to CPT (YorN)	Comments/ Recommendations
30207	Skin lesions, multiple injections with hydrocortisone or similar preparations=20	407,041	2	11900 or 11901	10					
30216	Haematoma, aspiration of	-102,405	1	10160	10	11				
30405	Ventral, or incisional hernia, repair of requiring muscle transposition, mesh hernioplasty or resection of strangulated bowel (Assist.)	-271,163	2	49560+49568 or 49561+49568 or 49565+49568 or 49566+49568	61		90 + 52 or 120 + 52 or 90 + 52 or 120 + 52			
31205	Tumour (other than viral verrucae [common warts] and seborrheic keratoses), cyst, ulcer or scar (other than a scar removed during the	9,846,801	2	11400 or 11401 or 11420 or 11421 or 11440 or 11441	15					
31210	Tumour (other than viral verrucae [common warts] and seborrheic keratoses), cyst, ulcer or scar (other than a scar removed during the	2,131,936	2	11402 or 11422 or 11442	20					
31230	Tumour (other than viral verrucae [common warts] and seborrheic keratoses), cyst, ulcer or scar (other than a scar removed during the	3,405,331	2	11440 or 11441 or 11442 or 11443 or 11444 or 11446	25					
31235	Tumour (other than viral verrucae [common warts] and seborrheic keratoses), cyst, ulcer or scar (other than a scar removed during the	2,511,334	2	11420 or 11421 or 11440 or 11441	20					
31255	Basal cell carcinoma or squamous cell carcinoma (including keratocanthoma), removal from nose, eyelid, lip, ear, digit or	3,967,877	2	11640 or 11641	30					
31265	Basal cell carcinoma or squamous cell carcinoma (including keratocanthoma), removal from face, neck (anterior to the	4,074,456	2	11620 or 11621 or 11640 or 11641	25					
31270	Basal cell carcinoma or squamous cell carcinoma (including keratocanthoma), removal from face, neck (anterior to the	3,819,780	2	11622 or 11642	40					

* = Work Substitution Item (CG time estimates under review by the Coordinating Committee)

SIGNIFICANT OUTLIER REVIEW PROCESS
General Practice & Emergency Medicine

MBS	Descriptor	Reason for Outlier Check Cost Implic'n > -67% or +200% +or- \$100000 from line	Mapping		MBS Intra Time CG Estimate (adjust)	CPT Times		OUTCOME OF REVIEW PROCESS		
			1 NCCH 2 MSRB 3TopEnd	CPT maps		Harvard (for NCCH 1:1 maps)	USAMA Median Intra	Reason for Outlier #1,2,3,4,5	Adjust Outlier to CPT (YorN)	Comments/ Recommendations
31280	Basal cell carcinoma or squamous cell carcinoma (including keratocanthoma), removal from areas of the body not covered by	2,333,827	2	11600 or 11601	20					
31285	Basal cell carcinoma or squamous cell carcinoma (including keratocanthoma), removal from areas of the body not covered by	2,201,070	2	11602	30					
32072	Sigmoidoscopic examination (with rigid sigmoidoscope), with or without biopsy	1,229,402	2	45300 or 45305	10					
32147	Perianal thrombosis, incision of=20	-128,307	1	46083	10	16				
39000	Lumbar puncture	267,371	1	62270	17	30				
42644	Cornea or sclera, removal of imbedded foreign body from (excluding after-care)	2,557,467	1	65222	15	23				
45203	Single stage local flap, where indicated to repair 1 defect, complicated or large, excluding flap for male pattern baldness (Assist.)	-774,018	2	14001 or 14021 or 14041 or 14300 or 14061	41					
45206	Single stage local flap where indicated to repair 1 defect, on eyelid, nose, lip, ear, neck, hand, thumb, finger or genitals	-875,801	2	14040 or 14041 or 14060 or 14061	37					
45451	Free grafting (full thickness) to 1 defect, excluding grafts for male pattern baldness (Assist.)	-1,127,009	2	15200 or 15220 or 15240 or 15260 with 15201 or 15221 or 15241 or 15261	36					
47354	Carpal scaphoid, treatment of fracture of, not being a service to which item 47357 applies	156,313	2	25622 or 25624	20					

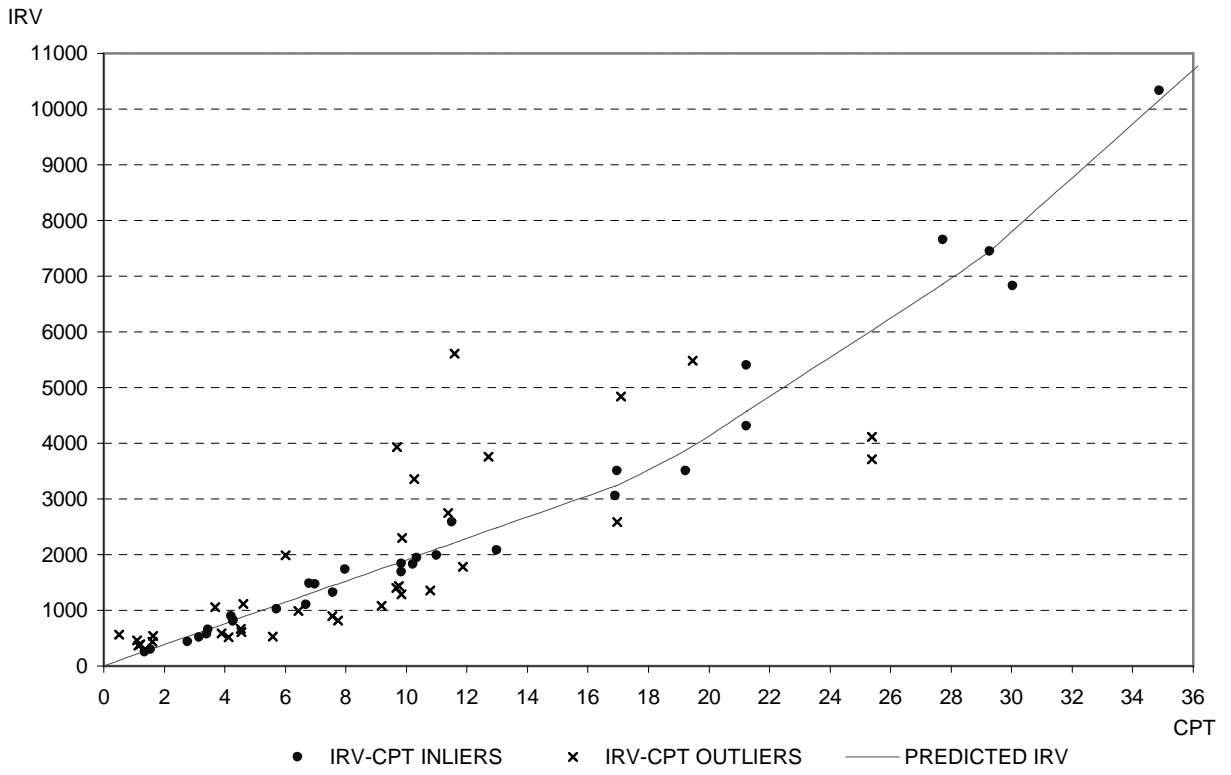
* = Work Substitution Item (CG time estimates under review by the Coordinating Committee)

SIGNIFICANT OUTLIER REVIEW PROCESS
General Practice & Emergency Medicine

MBS	Descriptor	Reason for Outlier Check Cost Implic'n > -67% or +200% +or- \$100000 from line	Mapping		MBS Intra Time CG Estimate (adjust)	CPT Times		OUTCOME OF REVIEW PROCESS		
			1 NCCH 2 MSRB 3TopEnd	CPT maps		Harvard (for NCCH 1:1 maps)	USAMA Median Intra	Reason for Outlier #1,2,3,4,5	Adjust Outlier to CPT (YorN)	Comments/ Recommendations
47372	Radius, distal end of, treatment of Colles', Smith's or Barton's fracture, by closed reduction	-252,238	2	25605	20					
47378	Radius or ulna, shaft of, treatment of fracture of, by cast immobilisation, not being a service to which item 47381, 47384, 47385	106,641	2	25500 or 25530	20					
47423	Humerus, proximal, treatment of fracture of, not being a service to which item 47426, 47429 or 47432 applies	-108,619	1	23600	10	26				
47561	Tibia, shaft of, treatment of fracture of, by cast immobilisation, not being a service to which item 47564, 47567, 47570 or 47573 applies	102,813	1	27750	20	35				
47904	Digital nail of toe, removal of, not being a service to which item 47906 applies	-162,376	1	11730	10					
47915	Ingrowing nail of toe, wedge resection for, including removal of segment of nail, unguis fold and portion of the nail bed	2,881,842	2	11750	25			15		
47916	Ingrowing nail of toe, partial resection of nail, including phenolisation but not including excision of nail bed	155,965	1	11730	15	28				
50124	Joint or other synovial cavity, aspiration of, injection into, or both of these procedures; payable on not more than 25 occasions in any 12	9,288,717	2	20600 or 20605 or 20610	10					

* = Work Substitution Item (CG time estimates under review by the Coordinating Committee)

ORAL AND MAXILLOFACIAL SURGERY & OTOLARYNGOLOGY, HEAD AND NECK SURGERY
CALIBRATION CURVE - IRV vs CPT



IRV-CPT analysis for OMS & OHN Calibration Curve

Total Items 72

7 items were excluded from the analysis because they had zero CPT values

31 treated as inliers

34 treated as outliers (shaded)

Predicted IRV = 190.93 X (CPT) + 161.72 X (CPT-18 provided CPT>18) + 131.06 X (CPT-29 provided CPT>29)

MBS	IRV2	MAP TYPE 1=NCCH 1:1 2=AMA 3=TOP END	IRV2 FOR INLIERS	WORK CPT RVU	PREDICT. IRV	% CHANGE IRV
41587	10332	3	10332	34.87	10155	1.7
41584	6823	3	6823	30.04	7819	-12.7
41843	7444	3	7444	29.28	7451	-0.1
30275	7659	1	7659	27.72	6865	11.6
41599	4112	1		25.38	6039	-31.9
41569	3715	1		25.38	6039	-38.5
41593	5401	1	5401	21.23	4576	18.0
41596	4315	1	4315	21.23	4576	-5.7
41623	5485	1		19.46	3952	38.8
45596	3505	1	3505	19.23	3871	-9.5
41834	4835	2		17.08	3261	48.3
41554	3502	1	3502	16.97	3240	8.1
41521	2585	1		16.96	3238	-20.2
30253	3062	1	3062	16.89	3225	-5.1
45638	2079	1	2079	12.98	2478	-16.1
41560	3762	1		12.71	2427	55.0
53203	1779	1		11.86	2264	-21.5
41879	5610	3		11.59	2213	153.5
41548	2588	1	2588	11.51	2198	17.8
45646	2749	1		11.38	2173	26.5
41620	1988	1	1988	10.99	2098	-5.3
41512	1359	1		10.79	2060	-34.1
41605	1941	1	1941	10.34	1974	-1.7
41602	3359	1		10.26	1959	71.5
41530	1829	2	1829	10.21	1949	-6.2
41533	2297	1		9.86	1883	22.0
45632	1836	1	1836	9.83	1877	-2.2
41707	1695	1	1695	9.83	1877	-9.7
52138	1291	1		9.83	1877	-31.2
41614	1440	1		9.76	1864	-22.7
41728	3928	1		9.69	1850	112.3
41611	1402	1		9.66	1844	-24.0
41786	1080	2		9.18	1753	-38.4
41518	1737	1	1737	7.97	1522	14.1
45645	812	1		7.75	1480	-45.1
41629	1317	1	1317	7.57	1445	-8.9
47729	899	1		7.55	1442	-37.6
30256	1472	1	1472	6.97	1331	10.6
41737	1481	2	1481	6.80	1298	14.1
41722	1098	1	1098	6.69	1277	-14.0
53215	985	1		6.43	1228	-19.8
41867	1988	1		6.00	1146	73.5
41671	1019	2	1019	5.72	1092	-6.7
47726	531	1		5.58	1065	-50.1
30259	1111	1		4.62	882	26.0
30283	614	1		4.54	867	-29.2
41864	672	1		4.53	865	-22.3
45668	831	1	831	4.28	817	1.7
41743	804	1	804	4.28	817	-1.7
41716	902	2	902	4.20	802	12.5
41852	518	1		4.13	789	-34.3
41789	582	2		3.89	743	-21.6
41895	1055	1		3.68	703	50.2
41793	655	2	655	3.45	659	-0.5
41689	580	2	580	3.41	651	-10.9
41849	512	1	512	3.16	603	-15.1
41889	441	2	441	2.78	531	-16.8
41807	541	1		1.62	309	74.8
41632	438	2		1.61	307	42.6
41907	295	1	295	1.54	294	0.4
18280	252	1	252	1.36	260	-2.9
41506	395	1		1.20	229	72.5
41701	370	1		1.15	220	68.7
41764	463	2		1.09	208	122.6
11300	560	1		0.50	95	486.2

SIGNIFICANT OUTLIER REVIEW PROCESS
Oral and Maxillofacial Surgery & Otolaryngology, Head and Neck Surgery

*** A - Inherent problems with map between MBS & CPT:**

1 = Clinical practice differs for US & Aust ie INTRA time differs

2 = Definition of PRE & POST differ for US & Aust

3 = Complex map of AND/OR items affecting Weighted IRV

B - Possible Error in IRV calculation

4 = Times overestimates

5 = Times underestimated

Number of significant outliers for review 14

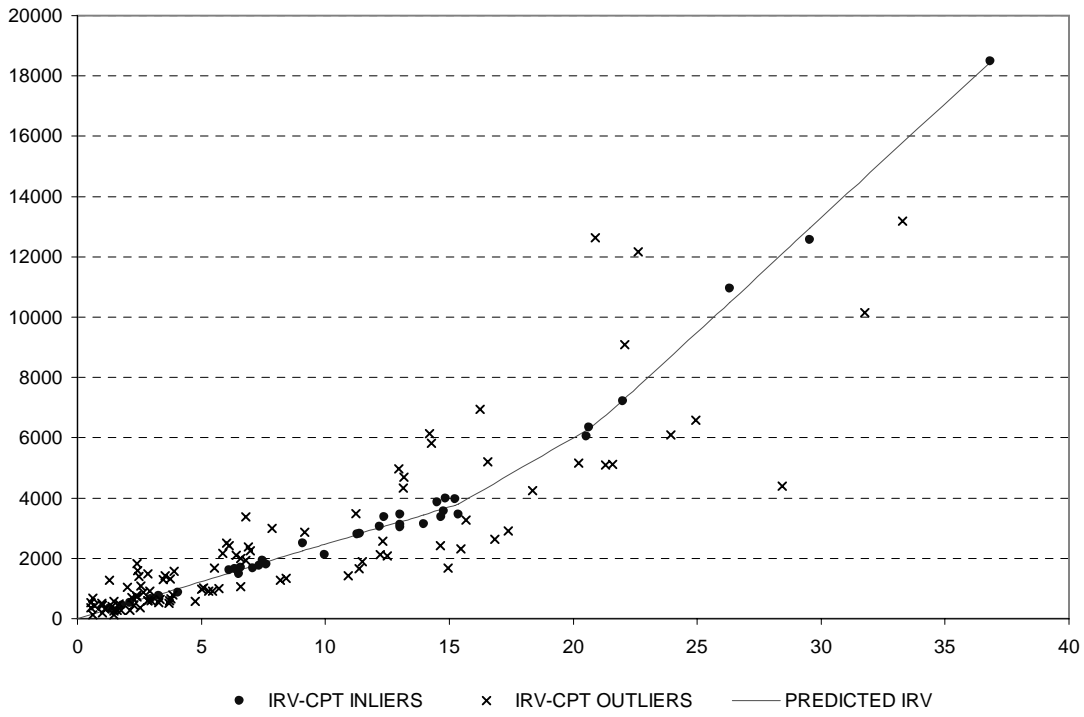
Number of outliers 34

MBS	Descriptor	Reason for Outlier Check		Mapping			MBS Intra CG Estimate (adjust)	CPT Times		Reason for Outlier	OUTCOME OF REVIEW PROCESS		Specialty
		Cost Implication > +or- \$20000 (\$)	Proportion of IRV about - 67% or +200% (%)	1 NCCH 2 MSRB 3 Top end	Map combinat ion	CPT maps		Harvard for NCCH 1:1 maps only	USAMA Median Intra		Adjust Oulier to CPT	Comments/ Recommendations	
11300	Brain stem evoked response audiometry=20	12,317,395		1	1:1	92585	27			Y	Review of PWC direct costs recommended	13:ENT	
41506	Aural polyp, removal of	50,678		1	1:1	69540	14	14		N	Maps should also include 69145 & 69222 as options	13:ENT	
41512	Meatoplasty involving removal of cartilage or bone or both cartilage and bone, not being a service to which item 41515	-34,135		1	1:1	69310	54	97		N	Maps should also include 69320 as an option	13:ENT	
41560	Mastoidectomy (radical or modified radical) and myringoplasty=20	92,130		1	1:1	69641	150	163		N	Maps should also include 69645 as an option	13:ENT	
41632	Middle ear, insertion of tube for drainage of (including myringotomy)	3,903,609		2	1:many	69433 or 69436	10			Y		13:ENT	
41701	Maxillary antrum, proof puncture and lavage of - under general anaesthesia (requiring admission to hospital), not being	21,894		1	1:1	31000	16	22		Y		2:Facio-max 13:ENT	

SIGNIFICANT OUTLIER REVIEW PROCESS
Oral and Maxillofacial Surgery & Otolaryngology, Head and Neck Surgery

MBS	Descriptor	Reason for Outlier Check		Mapping			MBS Intra CG Estimate (adjust)	CPT Times			Reason for Outlier	OUTCOME OF REVIEW PROCESS		Specialty
		Cost Implication > +or- \$20000 (\$)	Proportion of IRV about - 67% or +200% (%)	1 NCCH 2 MSRB 3 Top end	Map combinat ion	CPT maps		Harvard for NCCH 1:1 maps only	USAMA Median Intra	Adjust Oulier to CPT		Comments/ Recommendations		
41728	Lateral rhinotomy with removal of tumour=20 (Assist.)	38,475		1	1:1	30118	162	105			N	Maps should also include 21034 as an option	13:ENT	
41764	Nasendoscopy or sinoscopy or fiberoptic examination of nasopharynx and larynx, 1 or more of these procedures=20	4,643,717		2	1:many	31231 or 31233 or 31235 or 31575 or 92511	19		10 or 20 or 35 or _ or _		N	Map should not include 92511	13:ENT	
41786	Uvulopalatopharyngoplasty, with or without tonsillectomy, by any means (Assist.)	-389,186		2	1:many	42145 or (AND&O 42145+42825 or R) 42145+42826	32		60 or 60+_ or 60+_		N	Map should not include combination of 42145 & 42825 (paediatric item only)	13:ENT	
41789	Tonsils or tonsils and adenoids, removal of, in a person aged less than 12 years	-479,874		2	1:many	42820 or 42825	20		30 or _		N	Map should not include 42825	13:ENT	
41864	Microlaryngoscopy with removal of tumour (Assist.)	-108,386		1	1:1	31541	22	42	60		Y		13:ENT	
41879	Laryngoplasty or tracheoplasty, including tracheostomy (Assist.)	61,180		3	1:many	31800/5 or 31820/5 or 31750/5 or 31580/2/7/8	216		_ or 180 or 180or 120 /210 /90 /150		N	Maps should also include 31580, 31582, 31588, 31750, 31780, 31782 & 31825 as options	13:ENT	
47726	Bone graft, harvesting of, via separate incision, in conjunction with another service - autogenous - small quantity	-23,981		1	1:1	20900	18	45			Y		2:Facio-max	
47729	Bone graft, harvesting of, via separate incision, in conjunction with another service - autogenous - large quantity	-76,190		1	1:1	20902	41	63			Y		2:Facio-max	

OBSTETRICS & GYNAECOLOGY, IVF, PAEDIATRIC SURGERY and UROLOGY
CALIBRATION CURVE - IRV vs CPT



IRV-CPT analysis for O&G, IVF, PAEDIATRIC SURGERY and UROLOGY

Total mapped Items 133

36 treated as inliers

97 treated as outliers (shaded)

Predicted IRV = 246.89 X (CPT) + 258.67 X (CPT-16 provided CPT>16) + 251.12 X (CPT-21 provided CPT>21)

MBS	IRV2	MAP TYPE 1=NCCH 1:1 2=AMA 3=TOP END	IRV2 FOR INLIERS	WORK CPT RVU	PREDICT. IRV	% CHANGE IRV
43969	18496	3	18496	36.82	18449	0.3
43903	13182	3		33.29	15778	-16.5
36503	10147	3		31.77	14628	-30.6
43978	12576	1	12576	29.55	12948	-2.9
37050	4387	1		28.43	12100	-63.7
43990	10957	3	10957	26.31	10496	4.4
43864	6589	1		24.94	9459	-30.3
36567	6090	2		23.93	8695	-30.0
37209	12159	3		22.63	7712	57.7
36528	9093	2		22.07	7288	24.8
36522	7218	1	7218	22.00	7235	-0.2
35661	5125	2		21.59	6925	-26.0
43867	5087	1		21.31	6713	-24.2
37045	12630	1		20.89	6423	96.7
37824	6346	2	6346	20.62	6286	1.0
36591	6042	1	6042	20.52	6235	-3.1
36519	5156	1		20.23	6089	-15.3
36588	4240	2		18.36	5143	-17.6
16520	2913	2		17.37	4643	-37.3
16519	2627	2		16.83	4370	-39.9
43951	5196	2		16.55	4228	22.9
43909	6941	1		16.24	4072	70.5
36558	3265	1		15.67	3869	-15.6
35580	2324	2		15.48	3822	-39.2
36585	3459	1	3459	15.36	3792	-8.8
35653	3972	2	3972	15.24	3763	5.6
37417	1669	2		14.95	3691	-54.8
35700	3984	2	3984	14.84	3664	8.7
16515	3575	2	3575	14.78	3649	-2.0
37336	3371	1	3371	14.67	3622	-6.9
35680	2412	1		14.64	3615	-33.3
36594	3874	1	3874	14.52	3585	8.1
35561	5825	1		14.29	3528	65.1
35750	6129	2		14.19	3503	74.9
37020	3137	1	3137	13.97	3449	-9.0
37390	4683	1		13.17	3252	44.0
43801	4334	1		13.14	3244	33.6
35602	3469	1	3469	13.02	3215	7.9
35599	3113	1	3113	13.02	3215	-3.2
37821	3037	2	3037	13.01	3212	-5.5
37029	4977	1		12.97	3202	55.4
37827	2072	1		12.49	3084	-32.8
37203	3370	2	3370	12.37	3054	10.4
35638	2576	2		12.32	3042	-15.3
35612	2113	1		12.22	3017	-30.0
35657	3048	2	3048	12.20	3012	1.2
35677	1886	2		11.49	2837	-33.5
43933	2824	1	2824	11.40	2815	0.4
37026	1650	1		11.36	2805	-41.2
37044	2800	2	2800	11.28	2785	0.5
43945	3491	1		11.23	2773	25.9
35637	1412	2		10.93	2699	-47.7
37402	2124	1	2124	9.97	2462	-13.7

MBS	IRV2	MAP TYPE 1=NCCH 1:1 2=AMA 3=TOP END	IRV2 FOR INLIERS	WORK CPT RVU	PREDICT. IRV	% CHANGE IRV
36809	2862	2		9.18	2266	26.3
36546	2516	1	2516	9.09	2244	12.1
36854	1347	2		8.42	2079	-35.2
37812	1271	2		8.18	2020	-37.1
43849	2999	1		7.84	1936	54.9
43930	1796	1	1796	7.63	1884	-4.7
35536	1922	1	1922	7.47	1844	4.2
36845	1755	2	1755	7.34	1812	-3.2
30289	1676	1	1676	7.07	1746	-4.0
36806	2246	2		6.98	1723	30.3
35678	2376	1		6.89	1701	39.7
37221	1933	1		6.80	1679	15.1
37333	3374	1		6.78	1674	101.5
16609	1986	2		6.59	1627	22.1
16612	1690	2	1690	6.59	1627	3.9
16615	1051	2		6.59	1627	-35.4
30614	1491	2	1491	6.51	1607	-7.3
36811	2100	1		6.40	1580	32.9
35684	1647	1	1647	6.36	1570	4.9
35729	2412	1		6.13	1513	59.4
35576	1610	2	1610	6.11	1509	6.7
16525	2508	2		6.02	1486	68.7
36803	2164	2		5.86	1447	49.6
35688	994	2		5.71	1410	-29.5
35613	1681	1		5.53	1365	23.1
37604	915	2		5.44	1343	-31.9
30617	918	2		5.29	1306	-29.7
30390	1026	1		5.10	1259	-18.5
37327	972	1		5.00	1234	-21.3
35630	583	2		4.75	1173	-50.3
36839	868	2	868	4.05	1000	-13.2
35533	1569	1		3.89	960	63.4
35643	779	2		3.86	953	-18.2
35513	660	1		3.76	928	-28.9
37339	1319	1		3.74	923	42.9
36827	590	2		3.71	916	-35.5
37623	518	2		3.68	909	-43.0
13212	1415	1		3.53	872	62.4
16606	1291	1		3.45	852	51.6
35627	646	1		3.33	822	-21.4
30656	768	2	768	3.27	807	-4.8
35640	540	2		3.27	807	-33.1
35572	661	1	661	2.97	733	-9.8
36833	603	2		2.97	733	-17.8
36818	910	2		2.91	718	26.6
35517	584	1		2.84	701	-16.7
36821	1476	2		2.83	699	111.3
35647	584	2		2.83	699	-16.4
35557	870	1		2.67	659	32.0
16564	1077	2		2.56	632	70.5
35509	362	1		2.52	622	-41.8
16511	1401	1		2.48	612	128.8
35566	1588	1		2.43	600	164.6
16573	1825	2		2.41	595	206.8
35539	731	2		2.40	593	23.4
36836	772	1		2.37	585	31.9
35554	441	1		2.27	560	-21.4
16603	698	1		2.20	543	28.5
16512	273	2		2.13	526	-48.1
36812	523	2	523	2.11	521	0.4

MBS	IRV2	MAP TYPE 1=NCCH 1:1 2=AMA 3=TOP END	IRV2 FOR INLIERS	WORK CPT RVU	PREDICT. IRV	% CHANGE IRV
14212	1045	1		2.02	499	109.6
30653	440	2	440	1.81	447	-1.7
35500	274	1		1.75	432	-36.7
35608	486	2		1.67	412	17.9
11906	283	1		1.61	398	-28.7
14203	119	1		1.48	365	-67.6
36649	563	1		1.46	360	56.2
18264	257	1		1.46	360	-28.7
35520	398	1		1.39	343	15.9
16618	1265	2		1.30	321	294.1
16600	333	2	333	1.30	321	3.8
35615	326	2		1.10	272	20.0
35703	442	1		1.01	249	77.4
35503	190	1		1.01	249	-23.9
35614	499	1		0.99	244	104.3
35620	435	2		0.71	175	148.1
35691	677	1		0.63	156	335.5
11900	118	2		0.61	151	-21.8
44105	537	1		0.55	136	295.3
16514	352	2		0.53	131	169.0

OUTCOMES - SIGNIFICANT OUTLIER REVIEW PROCESS
O&G/IVF, Paediatric Surgery & Urology

- # **A - Inherent problems with map between MBS & CPT:**
 1 = Clinical practice differs for US & Aust ie INTRA time differs
 2 = Definition of PRE & POST differ for US & Aust
 3 = Complex map of AND/OR items affecting Weighted IRV
B - Possible Error in IRV calculation
 4 = Times overestimates
 5 = Times underestimated

Number of significant outliers for review 36
 Number of outliers 97

MBS	Descriptor	Reason for Outlier Check Cost Implic'n > -67% or +200% +or- \$100000 from line	Mapping		MBS Intra Time CG Estimate (adjust)	CPT Times		OUTCOME OF REVIEW PROCESS			Specialty
			1 NCCH 2 MSRB 3TopEnd	CPT maps		Harvard (for NCCH 1:1 maps)	USAMA Median Intra	Reason for Outlier #1,2,3,4,5	Adjust Outlier to CPT (YorN)	Comments/ Recommendations	
13212	* Oocyte retrieval by any means including laparoscopy or ultrasound-guided ova flushing, for the purposes of assisted	2183191	1	58970	34		45				3:OG/IVF
14203	Hormone or living tissue implantation, by direct implantation involving incision and suture	-292274	1	11980	13				Y	Local IRV far too low	3:OG/IVF
16514	* Antenatal cardiotocography in the management of high risk pregnancy (not during the course of the confinement)	521289	2	59025 or 59020	17	7			Y	Local IRV too high (is often done by practice nurse)	3:OG/IVF
16519	Management of labour and delivery by any means (including Caesarean section) including post-partum care for 5 days	-12448814	2	59410+99431 or 59515+99431 or 59614+99431 or 59622+99431	33		_ + 25 or _ + 25 or 45 + 25 or 60+25		Y	Suggested relationship of complexity for 16519 and 16522 is 1:2, thus if 25% are 16522, computes as 16519 = 13.46 RVU, 16522 = 26.92.	3:OG/IVF
16520	Caesarean section and post-operative care for 7 days where the patient's care has been transferred by another medical	-163698	2	59515	39				Y		3:OG/IVF
16564	Evacuation of retained products of conception (placenta, membranes or mole) as a complication of confinement,	102203	2	59414 or 59414+59160	17				Y		3:OG/IVF
16573	Third degree tear, involving anal sphincter muscles and rectal mucosa, repair of, as an independent procedure		207	59300	49				N	Map incorrect, no valid map available	3:OG/IVF

* = Work Substitution Item (CG time estimates under review by Coordinating Committee)

**OUTCOMES - SIGNIFICANT OUTLIER REVIEW PROCESS
O&G/IVF, Paediatric Surgery & Urology**

MBS	Descriptor	Reason for Outlier Check Cost Implic'n > -67% or +200% +or- \$100000 from line	Mapping		MBS Intra Time CG Estimate (adjust)	CPT Times		OUTCOME OF REVIEW PROCESS			Specialty
			1 NCCH 2 MSRB 3TopEnd	CPT maps		Harvard (for NCCH 1:1 maps)	USAMA Median Intra	Reason for Outlier #1,2,3,4,5	Adjust Outlier to CPT (YorN)	Comments/ Recommendations	
16618	Amniocentesis, therapeutic, when indicated because of polyhydramnios with at least 500ml being aspirated	294	2	59000	55				Y		3:OG/IVF
30390	Laparoscopy, diagnostic	-303086	1	49320	27				Y		3:OG/IVF
35539	Colposcopically directed CO=FD laser therapy for previously confirmed intraepithelial neoplastic changes of the cervix, vagina, vulva, urethra or anal	227316	2	57452+(57513 or 57061 or 57065 or 56565 or 56501 or 56515 or 46924 or 46917)	22				Y		3:OG/IVF
35580	Anterior vaginal repair and posterior vaginal repair (involving repair of rectocele or enterocele or both) not being a service to	-762175	2	57260+57265	62				N	Mapping incorrect, should be or, not and (ie weighted average)	3:OG/IVF
35608	Cervix, cauterisation (other than by chemical means), ionisation, diathermy or biopsy of, with or without dilatation of cervix	352883	2	57210+57800 or 57500+57800 or 57511+57800 or 57513+57800	19				Y		3:OG/IVF
35614	Examination of lower female genital tract by a Hinselmann-type colposcope in a patient with a previous abnormal cervical	4565546	1	57452	17	22			Y	?direct cost of colposcope	3:OG/IVF
35620	Endometrial biopsy where malignancy is suspected in patients with abnormal uterine bleeding or post menopausal	409927	2	58100	20				Y	? Direct costs, (eg disposable sucker)	3:OG/IVF
35630	Hysteroscopy, with endometrial biopsy, performed in the operating theatre of a hospital or approved day- hospital facility -	-1574624	2	58558	12				Y		3:OG/IVF
35637	Laparoscopy, involving puncture of cysts, diathermy of endometriosis, ventrosuspension, division of adhesions or similar procedure - 1 or more procedures with or without biopsy - not being a service associated with any	-2381961	2	58662 or 58662+49321-49320 or 58660 or 49322 or 49322+49321-49320 or 58400+49321	39				Y	Correct mapping, poorly constructed item	3:OG/IVF

* = Work Substitution Item (CG time estimates under review by Coordinating Committee)

**OUTCOMES - SIGNIFICANT OUTLIER REVIEW PROCESS
O&G/IVF, Paediatric Surgery & Urology**

MBS	Descriptor	Reason for Outlier Check Cost Implic'n > -67% or +200% +or- \$100000 from line	Mapping		MBS Intra Time CG Estimate (adjust)	CPT Times		OUTCOME OF REVIEW PROCESS			Specialty
			1 NCCH 2 MSRB 3TopEnd	CPT maps		Harvard (for NCCH 1:1 maps)	USAMA Median Intra	Reason for Outlier #1,2,3,4,5	Adjust Outlier to CPT (YorN)	Comments/ Recommendations	
35638	Complicated operative laparoscopy, including use of laser when required, for 1 or more of the following	-501094	2	58551 or 58661 or 44200 or 58673 or 58660 or 58662	61			Y		Correct mapping, poorly constructed item	3:OG/IVF
35640	Uterus, curettage of, with or without dilatation (including curettage for incomplete miscarriage) under general	-1432616	2	58120 or 59812	10		25 + _	Y			3:OG/IVF
35643	Evacuation of the contents of the gravid uterus by curettage or suction curettage not being a service to which item 35639 or	-2223728	2	59820 or 59840 or 59841	21		_ or _ or 35	Y			3:OG/IVF
35647	Cervix, large loop excision of transformation zone together with colposcopy for previously confirmed intraepithelial	-172286	2	57460	17			Y			3:OG/IVF
35661	Hysterectomy, abdominal, requiring extensive retroperitoneal dissection with or without exposure of 1 or both	-270357	2	58200	94		150	N		No suitable map	3:OG/IVF
35688	Sterilisation by transection or resection of fallopian tubes, via abdominal or vaginal routes or via laparoscopy using diathermy	-581621	2	58670 or 58671 or 58600 or 58605 or 58700	23			Y			3:OG/IVF
35691	Sterilisation by interruption of fallopian tubes when performed in conjunction with Caesarean section=20	390467	1	58611	23	9		Y			3:OG/IVF
36528	Nephrectomy, radical, with enbloc dissection of lymph nodes, with or without adrenalectomy=20 (Assist.)	127983	2	50230	140			Y			10:Urology
36803	Ureteroscopy, with or without any 1 or more of; cystoscopy, ureteric meatotomy, ureteric dilatation and pyeloscopy, not	194095	2	52335	36			Y			10:Urology
36806	Ureteroscopy being a service to which item 36803 applies, plus 1 or more of extraction of stone, biopsy or diathermy (Assist.)	140653	2	52336 or 52338	35			Y			10:Urology

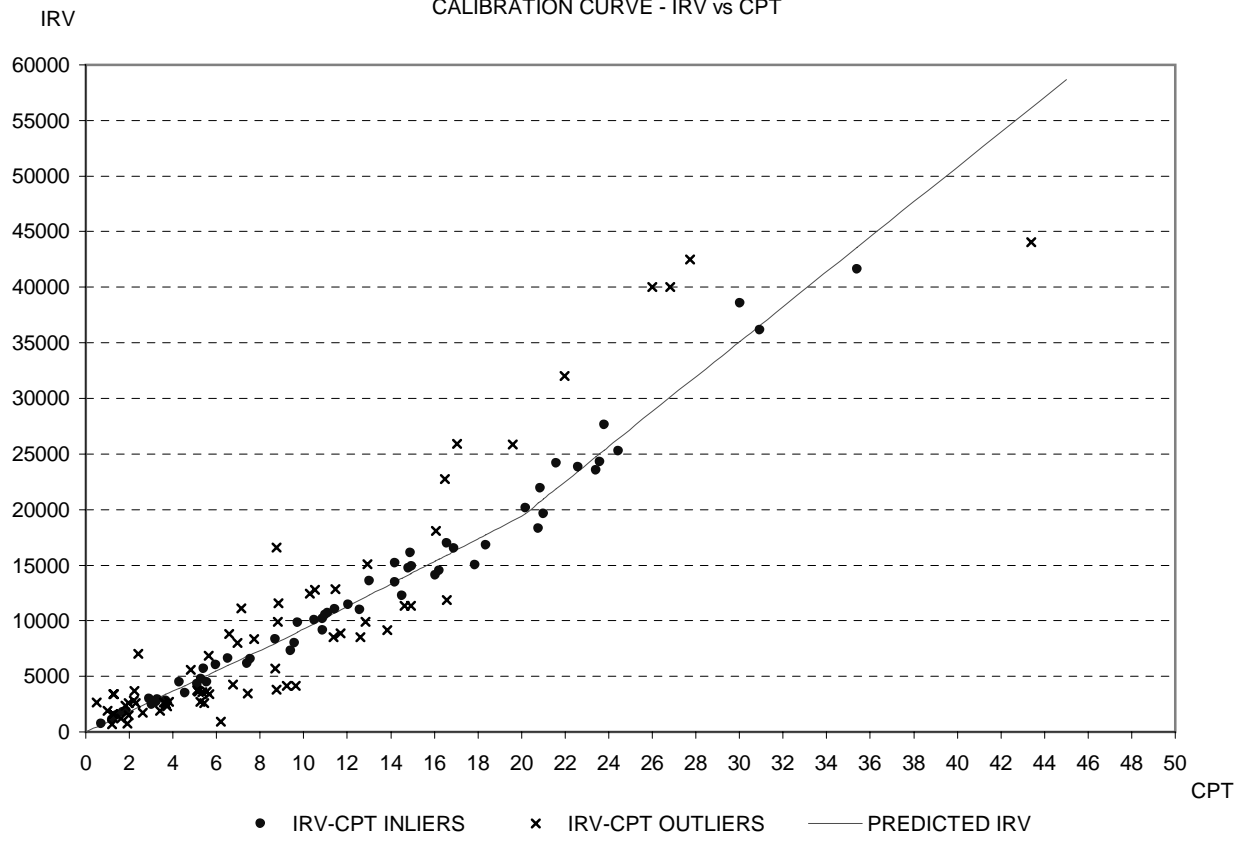
* = Work Substitution Item (CG time estimates under review by Coordinating Committee)

**OUTCOMES - SIGNIFICANT OUTLIER REVIEW PROCESS
O&G/IVF, Paediatric Surgery & Urology**

MBS	Descriptor	Reason for Outlier Check Cost Implic'n > -67% or +200% +or- \$100000 from line	Mapping		MBS Intra Time CG Estimate (adjust)	CPT Times		OUTCOME OF REVIEW PROCESS			Specialty
			1 NCCH 2 MSRB 3TopEnd	CPT maps		Harvard (for NCCH 1:1 maps)	USAMA Median Intra	Reason for Outlier #1,2,3,4,5	Adjust Outlier to CPT (YorN)	Comments/ Recommendations	
36809	Ureteroscopy being a service to which item 36803 applies, plus destruction of stone with ultrasound, electrohydraulic	146324	2	52325+52335-52000 or 52325+52336-52320	44			N		Only credible map is 52337, also time too short, say 60 min	10:Urology
36818	Cystoscopy, with ureteric catheterisation including fluoroscopic imaging of the upper urinary tract, unilateral or	316452	2	52005+74480	21			Y			10:Urology
36821	Cystoscopy with 1 or more of; ureteric dilatation, insertion of ureteric stent, or brush biopsy of ureter or of renal pelvis,	869388	2	52332 or 52007	26		_ or 45	Y			10:Urology
36827	Cystoscopy, with controlled hydro-dilatation of the bladder	-144682	2	52260 or 52265	14			Y		Time should be 35 min	10:Urology
36833	Cystoscopy with removal of foreign body (Assist.)	-130224	2	52310 or 52315	13			Y			10:Urology
36854	Cystoscopy with endoscopic incision or resection of external sphincter, bladder neck or both	-208027	2	52277 or 52500	16		45 or 45	N		Incorrect mapping, should be 52277 or 52450	10:Urology
37209	Prostate, total excision of (Assist.)	609616	3	55840 or 55810	190			Y			10:Urology
37604	Exploration of scrotal contents, with or without fixation and with or without biopsy, unilateral=20	-153562	2	55110 or 54505	30						8:Paed Surgery/ 10:Urology
37623	Vasotomy or vasectomy, unilateral or bilateral=20	-696874	2	55200 or 55250 or 55300	21			N		? Problems with US frequencies, 55250 should be vastly preponderant	10:Urology
44105	Rectal prolapse, submucosal or perirectal injection for, under general anaesthesia	295	1	45520	14	21					8:Paed Surgery

* = Work Substitution Item (CG time estimates under review by Coordinating Committee)

GENERAL SURGERY
CALIBRATION CURVE - IRV vs CPT



IRV-CPT analysis for GENERAL SURGERY Calibration Curve

Total Items 124

58 treated as inliers

66 treated as outliers (shaded)

Predicted IRV = 916.02 X (CPT) + 96.26 X (CPT-9 provided CPT>9) + 559.14 X (CPT-20 provided CPT>20)

MBS	IRV	MAP TYPE 1=NCCH 1:1 2=AMA 3=TOP END	IRV FOR INLIERS	WORK CPT RVU	PREDICT. IRV	% CHANGE IRV
30584	44064	2		43.38	56119	-21.5
30421	41634	2	41634	35.39	43563	-4.4
32028	36146	3	36146	30.92	36539	-1.1
30535	38556	1	38556	30.02	35125	9.8
30275	42498	1		27.72	31511	34.9
32051	40014	1		26.83	30112	32.9
32060	40014	1		25.99	28792	39.0
32015	25263	1	25263	24.44	26356	-4.2
32039	27613	1	27613	23.80	25351	8.9
30602	24288	1	24288	23.60	25036	-3.0
30514	23560	1	23560	23.41	24738	-4.8
32033	23825	1	23825	22.59	23449	1.6
30470	32000	3		21.97	22475	42.4
30603	24158	1	24158	21.60	21893	10.4
32009	19611	1	19611	21.01	20966	-6.5
30457	21936	1	21936	20.86	20731	5.8
30583	18318	2	18318	20.78	20605	-11.1
32030	20181	1	20181	20.17	19646	2.7
30250	25856	1		19.59	18964	36.3
32003	16812	1	16812	18.35	17709	-5.1
30587	15028	1	15028	17.86	17213	-12.7
30324	25923	2		17.03	16373	58.3
30253	16538	1	16538	16.89	16231	1.9
30527	17005	1	17005	16.58	15917	6.8
30530	11856	1		16.58	15917	-25.5
32024	22752	2		16.48	15816	43.9
30315	14482	2	14482	16.23	15563	-7.0
30296	18101	1		16.06	15391	17.6
30308	14089	1	14089	16.03	15360	-8.3
30565	14892	1	14892	14.96	14277	4.3
30575	11336	1		14.91	14227	-20.3
30384	16128	1	16128	14.88	14196	13.6
30496	14746	2	14746	14.81	14125	4.4
37038	11338	1		14.63	13943	-18.7
30566	12285	2	12285	14.50	13812	-11.1
32047	15180	1	15180	14.20	13508	12.4
30596	13473	2	13473	14.19	13498	-0.2
30376	9144	1		13.84	13144	-30.4
30597	13572	1	13572	13.01	12303	10.3
32117	15095	1		12.92	12212	23.6
30405	9891	2		12.84	12131	-18.5
30394	8528	2		12.61	11898	-28.3
30422	10979	1	10979	12.56	11848	-7.3
30515	11447	2	11447	12.04	11321	1.1
30373	8873	1		11.68	10957	-19.0
32203	12845	1		11.46	10734	19.7
30443	11066	1	11066	11.42	10694	3.5
30408	8522	1		11.37	10643	-19.9
30445	10695	2	10695	11.09	10360	3.2
32126	10563	1	10563	10.99	10259	3.0
30310	10218	1	10218	10.88	10147	0.7
30562	9184	1	9184	10.87	10137	-9.4

MBS	IRV	MAP TYPE 1=NCCH 1:1 2=AMA 3=TOP END	IRV FOR INLIERS	WORK CPT RVU	PREDICT. IRV	% CHANGE IRV
30306	12811	1		10.53	9793	30.8
30385	10079	1	10079	10.49	9752	3.4
30431	12461	1		10.28	9540	30.6
30400	9842	1	9842	9.71	8963	9.8
45451	4123	2		9.64	8892	-53.6
30403	8015	2	8015	9.57	8821	-9.1
30485	7290	2	7290	9.40	8649	-15.7
45203	4165	2		9.21	8457	-50.8
30333	11572	2		8.84	8098	42.9
30353	9926	2		8.80	8061	23.1
30330	16588	1		8.74	8006	107.2
30329	3796	2		8.74	8006	-52.6
30572	8355	1	8355	8.70	7969	4.8
30571	5680	2		8.70	7969	-28.7
30356	8338	2		7.73	7081	17.8
30494	6560	1	6560	7.56	6925	-5.3
32139	3472	2		7.42	6797	-48.9
30491	6180	2	6180	7.39	6769	-8.7
32165	11109	1		7.13	6531	70.1
30256	7999	1		6.97	6385	25.3
30332	4268	2		6.77	6201	-31.2
30609	8799	2		6.59	6037	45.8
30614	6640	2	6640	6.51	5963	11.4
30493	897	1		6.19	5670	-84.2
30484	6038	2	6038	5.96	5459	10.6
32114	3408	1		5.67	5194	-34.4
32508	6868	2		5.63	5157	33.2
30346	4483	2	4483	5.56	5093	-12.0
30451	3630	1		5.55	5084	-28.6
39331	2565	1		5.44	4983	-48.5
30391	5680	1	5680	5.40	4946	14.8
32138	3584	1		5.36	4910	-27.0
30621	4788	2	4788	5.29	4846	-1.2
30481	2704	2		5.25	4809	-43.8
32093	3610	2		5.16	4727	-23.6
30096	4319	1	4319	5.12	4690	-7.9
30390	3721	1		5.10	4672	-20.3
30269	5598	1		4.82	4415	26.8
30283	3500	1	3500	4.54	4159	-15.9
30366	4500	1	4500	4.30	3939	14.3
32090	2700	2		3.81	3490	-22.6
32156	2321	1		3.72	3408	-31.9
32096	2850	1	2850	3.68	3371	-15.5
37623	2506	2		3.68	3371	-25.7
30364	2625	2		3.57	3270	-19.7
32150	1876	1		3.42	3133	-40.1
31260	2920	2	2920	3.29	3014	-3.1
30656	2682	2	2682	3.24	2968	-9.7
30442	2450	1	2450	3.02	2766	-11.5
41819	2975	2	2975	2.92	2675	11.2
30473	1717	2		2.60	2382	-27.9
32210	7042	1		2.40	2198	220.3
34109	2613	1		2.30	2107	24.0
13112	3668	1		2.22	2034	80.4
32087	2805	2		2.19	2006	39.8
32115	2595	1		1.96	1795	44.6
32500	1494	2		1.96	1795	-16.8
30412	731	1		1.90	1740	-58.0
47915	1894	2	1894	1.86	1704	11.2
30482	2349	2		1.82	1667	40.9

MBS	IRV	MAP TYPE 1=NCCH 1:1 2=AMA 3=TOP END	IRV FOR INLIERS	WORK CPT RVU	PREDICT. IRV	% CHANGE IRV
31210	1770	2	1770	1.71	1566	13.0
32153	1188	2		1.61	1475	-19.5
32147	1483	1	1483	1.40	1282	15.6
11810	3405	2		1.30	1191	185.9
30360	1638	1		1.27	1163	40.8
30363	1638	1		1.27	1163	40.8
11800	3405	2		1.25	1145	197.3
30439	1121	2	1121	1.20	1099	2.0
30216	691	1		1.20	1099	-37.2
32084	1904	2		1.00	916	107.9
32072	740	2	740	0.71	650	13.8
30487	2639	1		0.49	449	488.0

**OUTCOMES - SIGNIFICANT OUTLIER REVIEW PROCESS
GENERAL SURGERY**

* **A - Inherent problems with map between MBS & CPT:**
 1 = Clinical practice differs for US & Aust ie INTRA time differs
 2 = Definition of PRE & POST differ for US & Aust
 3 = Complex map of AND/OR items affecting Weighted IRV
B - Possible Error in IRV calculation
 4 = Times overestimates
 5 = Times underestimated

Number of significant outliers for review 29
 Number of outliers 66

MBS	Descriptor	Reason for Outlier Check		Mapping			MBS Intra Time CG Estimate (adjust)	CPT Times		OUTCOME OF REVIEW PROCESS		
		Cost Implication > +or- \$100000 (\$)	Proportion of IRV about -67% or +200% (%)	1 NCCH 2 MSRB	Map combinat ion	CPT maps		Harvard for NCCH 1:1 maps only	USAMA Median Intra	Reason for Outlier 1, 2, 3, 4, 5 *	Adjust Oulier to CPT Y or N	Comments/ Recommendations
11800	Oesophageal motility test, manometric=20	453,360		2	1:1	91010	35					Gastro †
11810	Clinical assessment of gastro-oesophageal reflux disease involving 24 hour pH monitoring, including analysis, interpretation	807,841		2	1:1	91033	35					Gastro †
30216	Haematoma, aspiration of	-101,234		1	1:1	10160	8	11				?
30296	Thyroidectomy, total (Assist.)	114,901		1	1:1	60240	125	159				Accept CPT, times overestimated
30306	Total hemithyroidectomy (Assist.)	283,202		1	1:1	60220	85	97				Accept CPT
30330	Lymph glands of groin, radical excision of (Assist.)	123,345		1	1:1	38760	110	84				CPT too low, should include US 38765
30333	Lymph glands of axilla, radical excision of (Assist.)	609,002		2	1:1	38745	70					CPT too low, suggest +20%

**OUTCOMES - SIGNIFICANT OUTLIER REVIEW PROCESS
GENERAL SURGERY**

MBS	Descriptor	Reason for Outlier Check		Mapping			MBS Intra Time CG Estimate (adjust)	CPT Times		OUTCOME OF REVIEW PROCESS		
		Cost Implication > +or- \$100000 (\$)	Proportion of IRV about -67% or +200% (%)	1 NCCH 2 MSRB	Map combinat ion	CPT maps		Harvard for NCCH 1:1 maps only	USAMA Median Intra	Reason for Outlier 1, 2, 3, 4, 5 *	Adjust Oulier to CPT Y or N	Comments/ Recommendations
30360	Fine needle breast biopsy, imaging guided - but not including imaging	964,741		1	1:1	88171	18		20			Accept CPT
30390	Laparoscopy, diagnostic	-332,691		1	1:1	49320	27					Accept CPT
30394	Laparotomy for drainage of subphrenic abscess, pelvic abscess, appendiceal abscess, ruptured appendix or for	-117,889		2	1:many	49040 or 49020 or 44900 or 44960	46					Should also include 44960
30405	Ventral, or incisional hernia, repair of requiring muscle transposition, mesh hernioplasty or resection of strangulated	-314,795		2	1:many	49560+49568 or (And & 49561+49568 or Or) 49565+49568 or 49566+49568	61			_+52 or 120+52 or _+52 or 120+52		Accept CPT
30473	Oesophagoscopy (not being a service to which item 41816 or 41822 applies), gastroscopy, duodenoscopy or panendoscopy	-7,111,741		2	1:many	43234 or 43235 or 43239	11					Accept CPT
30487	Small bowel intubation with biopsy	2,360,896		1	1:1	44500	23		30			No map - delete
30493	Biliary manometry	-10,915		1	1:1	43263	14	62				No map - delete
30571	Appendectomy, not being a service to which item 30574 applies (Assist.)	-451,084		2	1:1	44950	37		50			Accept CPT
30609	Femoral or inguinal hernia, laparoscopic repair of, not being a service associated with a service to which item 30612 or	345,008		2	1:many	49650 or 49651	61					Accept CPT

**OUTCOMES - SIGNIFICANT OUTLIER REVIEW PROCESS
GENERAL SURGERY**

MBS	Descriptor	Reason for Outlier Check		Mapping			MBS Intra Time CG Estimate (adjust)	CPT Times			OUTCOME OF REVIEW PROCESS			
		Cost Implication > +or- \$100000 (\$)	Proportion of IRV about -67% or +200% (%)	1 NCCH 2 MSRB	Map combinat ion	CPT maps		Harvard for NCCH 1:1 maps only	USAMA Median Intra	Reason for Outlier 1, 2, 3, 4, 5 *	Adjust Oulier to CPT Y or N	Comments/ Recommendations		
32024	Rectum, high restorative anterior resection with intraperitoneal anastomosis (of the rectum) greater than 10cm from the anal	512,727		2	1:1	45111	140							Accept CPT
32084	Flexible fibreoptic sigmoidoscopy or fibreoptic colonoscopy up to the hepatic flexure, with or without biopsy	1,703,603		2	1:many	45330 or 45331	17							Accept CPT
32090	Fibreoptic colonoscopy - examination of colon beyond the hepatic flexure with or without biopsy=20	-7,551,113		2	1:many	45378 or 45380	20							Accept CPT
32093	Fibreoptic colonoscopy - examination of colon beyond the hepatic flexure with removal of 1 or more polyps	-3,389,745		2	1:many	45383 or 45384 or 45385	26		60 or 40 or 40					Accept CPT
32138	Haemorrhoidectomy including excision of anal skin tags when performed	-405,470		1	1:1	46255	24	49	45					Accept CPT
32150	Operation for fissure-in-ano, including excision or sphincterotomy but excluding dilatation only (Assist.)	-335,228		1	1:1	46200	12	31						Accept CPT
32210	Gracilis neosphincter pacemaker, replacement of	0	220.3	1	1:1	64590	55	34						Accept CPT
32500	Varicose veins where varicosity measures 2.5mm or greater in diameter, multiple injections using continuous compression	-615,735		2	1:many (And & Or)	36471 or 36471+36471	17							One leg only (modify CPT)
32508	Varicose veins, complete dissection at the sapheno-femoral or sapheno-popliteal junction, with or without either	1,239,299		2	1:many (And & Or)	37700 or 37700+37720 or 37780 or 37780+37720	60							No map (- delete?)

**OUTCOMES - SIGNIFICANT OUTLIER REVIEW PROCESS
GENERAL SURGERY**

MBS	Descriptor	Reason for Outlier Check		Mapping			MBS Intra Time CG Estimate (adjust)	CPT Times		OUTCOME OF REVIEW PROCESS		
		Cost Implication > +or- \$100000 (\$)	Proportion of IRV about -67% or +200% (%)	1 NCCH 2 MSRB	Map combinat ion	CPT maps		Harvard for NCCH 1:1 maps only	USAMA Median Intra	Reason for Outlier 1, 2, 3, 4, 5 *	Adjust Outlier to CPT Y or N	Comments/ Recommendations
37623	Vasotomy or vasectomy, unilateral or bilateral=20	-415,469		2	1:many	55200 or 55250 or 55300	21					Accept CPT
39331	Carpal tunnel release (division of transverse carpal ligament), by any method	-893,433		1	1:1	29848	19		45			Weighted 278489, 64721
45203	Single stage local flap, where indicated to repair 1 defect, complicated or large, excluding flap for male pattern baldness	-952,046		2	1:many	15570 or 15572	41		105 or 90			Only map to 14001
45451	Free grafting (full thickness) to 1 defect, excluding grafts for male pattern baldness (Assist.)	-1,819,979		2	1:many	15200 or 15220 or 15240 or 15260	36					See plastic surgeons

IRV-CPT analysis for Cardiothoracic Surgery and Vascular Surgery

Total mapped Items 77

30 treated as inliers

47 treated as outliers (shaded)

Predicted IRV = 181.96 X (CPT) + 130.67 X (CPT-12 provided CPT>12) + 54.48 X (CPT-20 provided CPT>20)

MBS	IRV2	MAP TYPE 1=NCCH 1:1 2=AMA 3=TOP END	IRV2 FOR INLIERS	WORK CPT RVU	PREDICT. IRV	% CHANGE IRV
38565	18185	3	18185	58.41	18785	-3.2
38562 *	16889	3	16889	57.77	18550	-9.0
38559	15007	3		57.29	18374	-18.3
38509	11056	1	11056	36.78	10845	2.0
38556	11764	2	11764	36.47	10731	9.6
38550	10418	1	10418	33.96	9809	6.2
38571	9685	2	9685	33.06	9479	2.2
38745	8023	1	8023	30.98	8715	-8.0
38488	8007	2	8007	30.88	8679	-7.7
33118	4932	2		30.76	8635	-42.9
38650	7093	1		30.35	8484	-16.4
30535	7690	1	7690	30.02	8363	-8.1
38503	9219	2	9219	29.83	8293	11.2
38497	9977	2		29.47	8161	22.3
33115	5237	2		28.01	7625	-31.3
38715	4907	1		27.67	7500	-34.6
32745	4995	2		26.92	7225	-30.9
38481	9855	2		26.28	6990	41.0
38480	8026	2	8026	26.28	6990	14.8
38500	8984	2		25.83	6825	31.6
33512	5863	1	5863	23.59	6002	-2.3
44373	2730	1		23.28	5889	-53.6
38441	8242	2		23.13	5834	41.3
38618	9708	1		23.00	5786	67.8
33163	4996	1	4996	21.95	5400	-7.5
38449	10007	1		21.79	5342	87.4
32742	4555	2	4555	21.76	5331	-14.6
38624	8386	1		21.73	5320	57.6
38742	7343	2		21.39	5195	41.4
38615	9471	1		21.00	5052	87.5
33518	3817	1		20.11	4725	-19.2
38621	4748	1	4748	19.29	4463	6.4
38438	5723	2		18.88	4334	32.0
38447	8925	1		18.71	4281	108.5
33500	3957	2	3957	18.70	4278	-7.5
44370	1512	1		18.65	4262	-64.5
32751	3928	2	3928	18.36	4172	-5.9
33803	2385	1		16.86	3703	-35.6
38457	6373	1		16.80	3684	73.0
33521	3676	1	3676	16.09	3462	6.2
38440	3210	1	3210	14.30	2903	10.6
33539	2551	2	2551	14.26	2890	-11.8
43915	3765	1		13.37	2612	44.2
34821	2066	1		13.25	2574	-19.8
38424	2783	2	2783	12.83	2443	13.9
38643	2035	2		12.72	2409	-15.5
38418	2367	2	2367	11.84	2154	9.9
33548	446	2		11.40	2074	-78.5
34800	3040	1		10.56	1921	58.2
35330	1841	1	1841	10.56	1921	-4.2
34518	2306	2		10.50	1911	20.7
32505	1179	1		10.47	1905	-38.1
32517	1511	2	1511	9.66	1758	-14.1

MBS	IRV2	MAP TYPE 1=NCCH 1:1 2=AMA 3=TOP END	IRV2 FOR INLIERS	WORK CPT RVU	PREDICT. IRV	% CHANGE IRV
33806	1746	2	1746	9.62	1750	-0.3
34509	1402	2	1402	8.93	1625	-13.7
34157	5882	1		8.19	1490	294.7
32511	1260	2	1260	8.04	1463	-13.9
32514	1479	2	1479	7.60	1383	7.0
35300	1097	2	1097	6.77	1232	-10.9
38609	905	1		6.75	1228	-26.3
32760	429	1		6.45	1174	-63.5
44358	419	1		6.21	1130	-62.9
38448	1801	2		6.10	1110	62.3
32508	1179	2	1179	5.63	1024	15.1
34512	818	1		5.42	986	-17.0
38250	707	1		5.39	981	-28.0
34527	493	2		5.32	968	-49.1
30096	367	1		5.12	932	-60.6
38606	675	1		4.85	882	-23.6
41905	1643	1		4.37	795	106.6
41904	1144	1		3.82	695	64.5
41895	1216	1		3.68	670	81.6
35202	1447	2		3.19	580	149.4
32500	221	2		1.96	357	-38.1
11612	196	2		0.50	91	115.0
11603	102	2		0.38	69	47.5
11618	286	1		0.22	40	615.2

* Item Number 38562 was not used in the regression analysis as it would unduly influence the results.
However it can be regarded as an inlier because of its proximity to the calibration curve

SIGNIFICANT OUTLIER REVIEW PROCESS
Cardiothoracic Surgery & Vascular Surgery

Number of Signif Outliers for Review 17
 Number of Outliers 47

- # **A - Inherent problems with map between MBS & CPT:**
 1 = Clinical practice differs for US & Aust ie INTRA time differs
 2 = Definition of PRE & POST differ for US & Aust
 3 = Complex map of AND/OR items affecting Weighted IRV
B - Possible Error in IRV calculation
 4 = Times overestimates
 5 = Times underestimated

MBS	Descriptor	Reason for Outlier Check Cost Implic'n > -67% or +200% +or- \$100000 from line	Mapping		MBS Intra Time CG Estimate (adjust)	CPT Times		OUTCOME OF REVIEW PROCESS			Specialty
			1 NCCH 2 MSRB	CPT maps		Harvard (for NCCH 1:1 maps)	USAMA Median Intra	Reason for Outlier #1,2,3,4,5	Adjust Oulier to CPT (YorN)	Comments/ Recommendations	
11603	* Examination of peripheral vessels at rest (unilateral or bilateral) excluding the cavernosal artery and dorsal	245,268	2	93922 or 93923 or 93965	20						11:Vascular Surg
11612	* Examination of peripheral vessels and report, involving any of the techniques referred to in item 11603, with hard copy	301,487	2	93924	40						11:Vascular Surg
11618	* Examination of carotid or vertebral vessels, or both (unilateral or bilateral) with hard copy recordings of wave forms,	185,036	1	93875	30						11:Vascular Surg
32505	Varicose veins, sub-fascial ligation of 1 or more incompetent perforating veins - 1 leg - not being a service	-104,913	1	37760	60	133					11:Vascular Surg
32745	Femoral artery bypass grafting using vein, including harvesting of vein (when it is the ipsilateral long saphenous vein) with distal	-107,345	2	35566	175		258				11:Vascular Surg
33115	Infrarenal abdominal aortic aneurysm, replacement by tube graft (Assist.)	-139,254	2	35081	153						11:Vascular Surg
33118	Infrarenal abdominal aortic aneurysm, replacement by bifurcation graft to iliac arteries (with or without excision of	-181,499	2	35102	160						11:Vascular Surg

* = Work Substitution Item

R = Since the drawing of the calibration curve, revised AMA maps were provided to the NCCH.

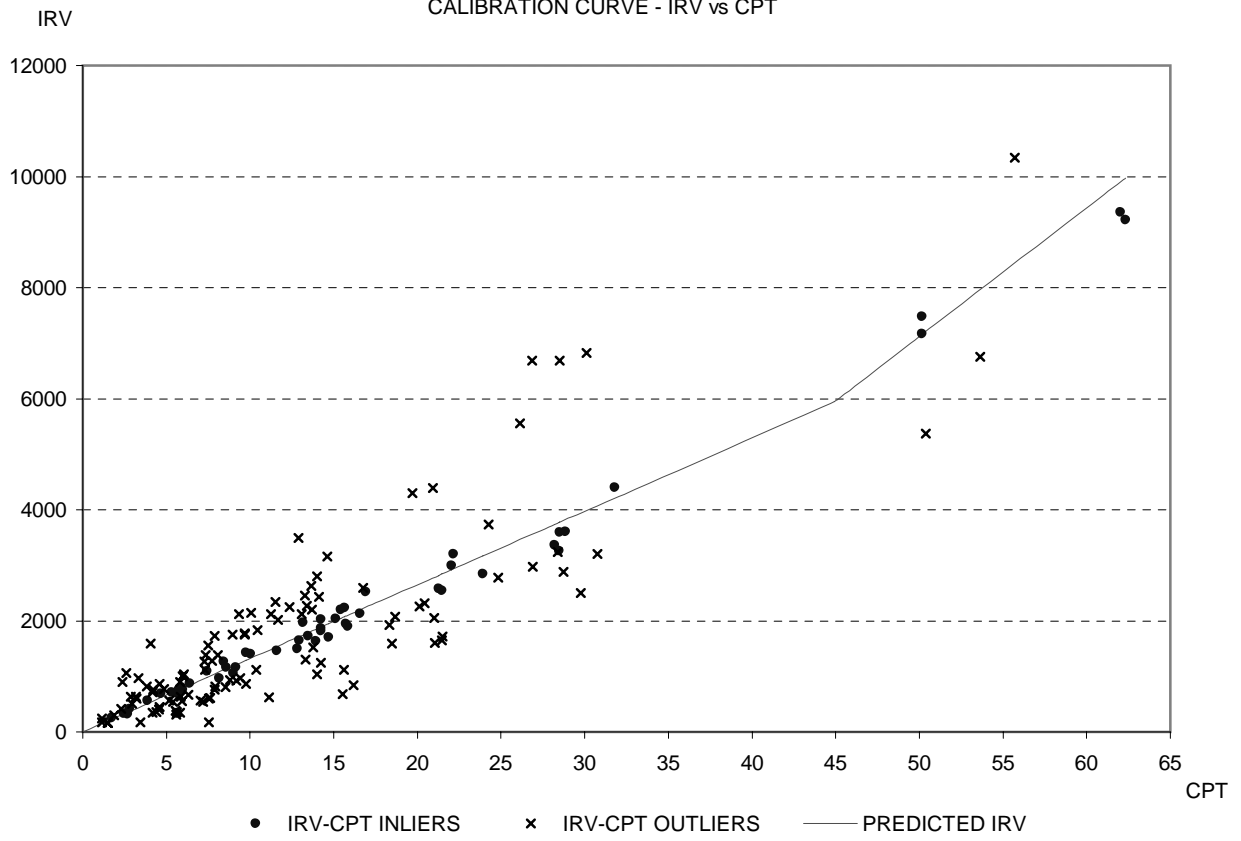
**SIGNIFICANT OUTLIER REVIEW PROCESS
Cardiothoracic Surgery & Vascular Surgery**

MBS	Descriptor	Reason for Outlier Check Cost Implic'n > -67% or +200% +or- \$100000 from line	Mapping		MBS Intra Time CG Estimate (adjust)	CPT Times		OUTCOME OF REVIEW PROCESS			Specialty
			1 NCCH 2 MSRB	CPT maps		Harvard (for NCCH 1:1 maps)	USAMA Median Intra	Reason for Outlier #1,2,3,4,5	Adjust Outlier to CPT (YorN)	Comments/ Recommendations	
33548	Artery or vein, patch grafting to by vein or synthetic material in conjunction with another arterial or venous operation where patch	-409,112	2	35231 or 35236 or 35246 or 35251 or 35256 or 35261 or 35266 or 35276 or	30 Reviewed as non-standalone						11:Vascular Sur
34157	Neck, excision of infected bypass graft, including closure of vessel or vessels (Assist.)	294.72	1	35901	180		150				11:Vascular Sur
34527	Central vein catheterisation by open technique, using subcutaneous tunnel with pump or access port as with Hickman	-235,341	2	36530 or 36533	49		_ or 45				11:Vascular Su
35202	Major arteries or veins in the neck, abdomen or extremities, access to, as part of re-operation after prior surgery on	396,972	2	35390	60 Reviewed as non-standalone		180				11:Vascular Surg
38250	Single chamber permanent transvenous electrode, insertion of	-109,364	1	33216	40	65	90				5:Cardio Thor Surg
38438	Pneumonectomy or lobectomy or segmentectomy not being a service associated with a service to which Item 38418 applies	113,136	2	32440 or 32480 or 32482 or 32484 or 32486 or 32488	132		180 or 180 or 210 or 210 or 240 or 300				5:Cardio Thor Surg
38441	Radical lobectomy or pneumonectomy including resection of chest wall, diaphragm, pericardium, or	162,887	2	R 32520 or 32522 or 32525	202						5:Cardio Thor Surg
38497	Coronary artery bypass using saphenous vein graft or grafts only, including harvesting of vein graft material where performed	348,556	2	33510 or 33511 or 33512 or 33513 or 33514 or 33516	239						5:Cardio Thor Surg
38500	Coronary artery bypass using single arterial graft, with or without vein graft or grafts, including harvesting of internal	2,104,696	2	R 33533	211						5:Cardio Thor Surg
38742	Atrial septal defect, closure by direct suture or patch, for congenital heart disease=20 (Assist.)	126,186	2	33641	189						5:Cardio Thor Surg

* = Work Substitution Item

R = Since the drawing of the calibration curve, revised AMA maps were provided to the NCCH.

NEUROSURGERY & ORTHOPAEDIC SURGERY
CALIBRATION CURVE - IRV vs CPT



IRV-CPT analysis for Neurosurgery and Orthopaedic Surgery

Total mapped Items 162

53 treated as inliers

109 treated as outliers (shaded)

Predicted IRV = 132.53 X (CPT) + 98.75 X (CPT- 45 provided CPT>45)

MBS	IRV	MAP TYPE 1=NCCH 1:1 2=AMA 3=TOP END	IRV FOR INLIERS	WORK CPT RVU	PREDICT. IRV	% CHANGE IRV
39658	9223	3	9223	62.33	9972	-7.5
39653	9362	3	9362	62.02	9900	-5.4
39650 *	10345	3		55.72	8443	22.5
41576	6754	3		53.63	7960	-15.2
39800	5375	2		50.39	7210	-25.5
39640	7486	3	7486	50.16	7157	4.6
39803	7166	2	7166	50.15	7155	0.2
39712	4401	2	4401	31.78	4212	4.5
39112	3199	2		30.76	4077	-21.5
40706	6823	3		30.12	3992	70.9
40106	2505	1		29.77	3945	-36.5
40700	3612	1	3612	28.85	3824	-5.5
40332	2887	2		28.72	3806	-24.2
49345	6684	3		28.52	3780	76.8
49324	3601	2	3601	28.52	3780	-4.7
39709	3263	2	3263	28.45	3771	-13.5
39500	3242	1		28.39	3763	-13.9
40312	3362	2	3362	28.21	3739	-10.1
48648	2971	2		26.90	3565	-16.7
45785	6691	3		26.87	3561	87.9
49342	5558	3		26.14	3464	60.4
39603	2783	2		24.82	3289	-15.4
49519	3738	2		24.27	3217	16.2
49321	2852	2	2852	23.90	3167	-10.0
39715	3202	2	3202	22.14	2934	9.1
39615	2992	1	2992	22.03	2920	2.5
40301	1718	2		21.51	2851	-39.7
49518	2549	2	2549	21.48	2847	-10.5
48960	1651	2		21.47	2845	-42.0
40306	2582	2	2582	21.26	2818	-8.3
40000	1598	1		21.06	2791	-42.7
49542	2057	2		20.99	2782	-26.0
40801	4387	2		20.92	2773	58.2
40330	2319	2		20.43	2708	-14.3
49318	2264	2		20.12	2667	-15.1
44334	4305	1		19.72	2614	64.7
40015	2070	1		18.66	2473	-16.3
40803	1591	2		18.47	2448	-35.0
40012	1928	1		18.32	2428	-20.6
48918	2520	1	2520	16.92	2242	12.4
49306	2599	1		16.76	2221	17.0
49209	2132	1	2132	16.55	2193	-2.8
39609	840	1		16.17	2143	-60.8
49517	1898	2	1898	15.84	2099	-9.6
49515	1943	1	1943	15.74	2086	-6.9
47558	2240	1	2240	15.65	2074	8.0
47519	1117	2		15.60	2067	-46.0
49562	679	2		15.52	2057	-67.0
50351	2206	1	2206	15.43	2045	7.9
40303	2043	2	2043	15.10	2001	2.1
49315	1701	1	1701	14.69	1947	-12.6
44331	3160	1		14.61	1936	63.2
48421	1239	2		14.25	1889	-34.4

MBS	IRV	MAP TYPE 1=NCCH 1:1 2=AMA 3=TOP END	IRV FOR INLIERS	WORK CPT RVU	PREDICT. IRV	% CHANGE IRV
40600	1867	2	1867	14.24	1887	-1.1
49539	2033	2	2033	14.23	1886	7.8
48933	1819	1	1819	14.22	1885	-3.5
47486	2437	1		14.11	1870	30.3
39121	1038	1		14.02	1858	-44.2
50354	2796	1		14.01	1857	50.6
49712	1638	1	1638	13.91	1844	-11.2
47566	1525	1		13.76	1824	-16.4
48512	2204	1		13.69	1814	21.5
49715	2625	1		13.67	1812	44.9
40300	1733	2	1733	13.46	1784	-2.9
49300	2270	1		13.39	1775	27.9
48909	1299	2		13.30	1763	-26.3
50121	2452	1		13.26	1757	39.5
48215	1975	1	1975	13.17	1745	13.1
49815	2116	1		13.10	1736	21.9
47051	1645	1	1645	12.92	1712	-3.9
50399	3488	1		12.88	1707	104.4
40003	1498	2	1498	12.83	1700	-11.9
48684	2252	2		12.34	1635	37.7
47451	2012	1		11.65	1544	30.3
50118	1463	1	1463	11.61	1539	-4.9
47549	2335	1		11.50	1524	53.2
49534	2123	1		11.23	1488	42.7
49561	625	2		11.15	1478	-57.7
48236	1832	1		10.44	1384	32.4
48418	1122	2		10.38	1376	-18.5
47438	2141	1		10.06	1333	60.6
49724	1407	2	1407	10.02	1328	5.9
47393	1433	2	1433	9.77	1295	10.6
49718	864	2		9.75	1292	-33.2
49569	1779	1		9.67	1282	38.8
44361	1758	1		9.67	1282	37.2
47021	965	1		9.42	1248	-22.7
47429	2122	1		9.35	1239	71.2
49833	917	1		9.18	1217	-24.6
49839	1170	1	1170	9.15	1213	-3.5
48951	1061	1	1061	8.99	1191	-11.0
47468	1754	1		8.96	1187	47.7
47399	938	1		8.80	1166	-19.6
49827	1170	1	1170	8.56	1134	3.1
47375	811	1		8.55	1133	-28.4
47357	1268	1	1268	8.43	1117	13.5
47408	964	1	964	8.14	1079	-10.7
48636	1380	1		8.08	1071	28.9
49566	815	1		7.92	1050	-22.4
47420	1733	1		7.90	1047	65.5
49703	760	2		7.90	1047	-27.4
48954	1283	1		7.72	1023	25.4
49560	616	2		7.61	1009	-38.9
47729	594	1		7.55	1001	-40.7
45018	167	1		7.52	997	-83.2
47012	1559	1		7.49	993	57.0
47465	1097	1	1097	7.41	982	11.7
47414	1383	1		7.35	974	42.0
49845	1123	1		7.30	967	16.1
47351	1266	1		7.25	961	31.7
49557	539	2		7.19	953	-43.4
39134	561	1		7.04	933	-39.9
30672	874	1	874	6.39	847	3.2
46348	667	1		6.32	838	-20.3

MBS	IRV	MAP TYPE 1=NCCH 1:1 2=AMA 3=TOP END	IRV FOR INLIERS	WORK CPT RVU	PREDICT. IRV	% CHANGE IRV
47435	1033	1		6.05	802	28.8
47330	998	1		5.98	793	25.9
47318	766	1	766	5.98	793	-3.3
30114	548	1		5.92	785	-30.2
48945	811	1	811	5.89	781	3.9
47564	637	1		5.84	774	-17.7
47333	901	1		5.81	770	17.0
47372	345	2		5.81	770	-55.2
49118	755	1	755	5.76	763	-1.1
47045	766	1	766	5.74	761	0.7
47639	697	1	697	5.71	757	-7.9
47390	360	1		5.63	746	-51.8
47726	310	1		5.58	740	-58.0
46366	383	2		5.56	737	-48.0
49218	698	1	698	5.54	734	-5.0
49818	542	1		5.39	714	-24.2
47342	709	1	709	5.33	706	0.4
47447	565	1		5.17	685	-17.6
47426	768	1		4.87	645	19.0
46522	690	1	690	4.67	619	11.5
46465	452	2		4.59	608	-25.7
49860	864	1		4.58	607	42.3
47009	406	1		4.57	606	-33.0
39331	360	2		4.39	582	-38.2
47039	766	1		4.21	558	37.3
47306	711	1		4.17	553	28.7
47948	347	1		4.16	551	-37.0
40800	1592	1		4.04	535	197.4
47327	565	1	565	3.85	510	10.7
47666	816	1		3.81	505	61.6
39100	170	1		3.45	457	-62.8
47678	970	1		3.32	440	120.4
47444	601	1		3.21	425	41.2
47561	631	1		3.19	423	49.1
47423	505	1		2.93	388	30.0
47579	637	1		2.86	379	68.1
46456	420	1	420	2.81	372	12.7
46363	317	2	317	2.69	357	-11.0
47920	1065	1		2.60	345	209.0
47387	334	1	334	2.44	323	3.3
30023	894	2		2.38	315	183.3
47900	419	1		2.28	302	38.7
48600	296	1		1.87	248	19.5
47924	253	1	253	1.74	231	9.9
39003	160	1		1.51	200	-20.0
39006	160	1		1.51	200	-20.0
47906	245	1		1.13	150	63.9
39000	177	1		1.13	150	18.2

* Item Number 39650 is classified as an outlier on the basis of its distance from the calibration curve. However it has been used in the regression analysis because without it, there would be far too much uncertainty at the top end.

**SIGNIFICANT OUTLIER REVIEW PROCESS - With OUTCOMES for NEUROSURGERY
Neurosurgery & Orthopaedic Surgery**

A - Inherent problems with map between MBS & CPT:

1 = Clinical practice differs for US & Aust ie INTRA time differs

2 = Definition of PRE & POST differ for US & Aust

3 = Complex map of AND/OR items affecting Weighted IRV

B - Possible Error in IRV calculation

4 = Times overestimates

5 = Times underestimated

Number of Signif Outliers for Review 27

Number of Outliers 109

MBS	Descriptor	Reason for Outlier Check Cost Implic'n > -67% or +200% +or- \$100000 from line	Mapping 1 NCCH 2 MSRB 3TopEnd	MBS Intra Time CG Estimate (adjust)	CPT Times		OUTCOME OF REVIEW PROCESS		
					Harvard (for NCCH 1:1 maps)	USAMA Median Intra	Reason for Outlier #1,2,3,4,5	Adjust Outlier to CPT (YorN)	Comments/ Recommendations
30023	Wound of soft tissue, deep or extensively contaminated, debridement of, under general anaesthesia or regional or field	3,052,600	2 11043+12052 or 12053 or 13131 or 13132	32	45 + - or - or - or 45				
39331	Carpal tunnel release (division of transverse carpal ligament), by any method	-702,523	2 29848 or 64721	19	45 or 30	5 Y			Good map to the CPT
39800	Aneurysm, clipping or reinforcement of sac (Assist.)	-177,355	2 61700 or 61702	215	270 or 300	5 Y			Good map to the CPT
40301	Intervertebral disc or discs, microsurgical discectomy of (Assist.)	-217,381	2 63075+63076 or 63077+63078	88	120+- or-+-	3 N			Mapping unsatisfactory-move to line
40330	Spinal rhizolysis involving exposure of spinal nerve roots - for lateral recess, exit foraminal stenosis, adhesive radiculopathy or extensive epidural fibrosis, at 1 or more levels - with or without laminectomy=20 (Assist.)	-174,248	2 63020+63035 or 63030+63035 or 63045+63048 or 63046+63048 or 63047+63048	96	120 + - or 90 + - or - + - or - + - 120 +-	3 N			Mapping unsatisfactory-move to line
40800	Stereotactic anatomical localisation, as an independent procedure (Assist.)		197 1 61795	90	236	?	Y?		Query re interpretation of meaning of "independent procedure".Accept CPT map if meaning does not exclude claiming other procedures. Otherwise move to line.
40801	Functional stereotactic procedure including computer assisted anatomical localisation, physiological localisation and	126,913	2 61720+61795 or 61735+61795	216	120 + - or - + -	3 N			Poor map-move to line.

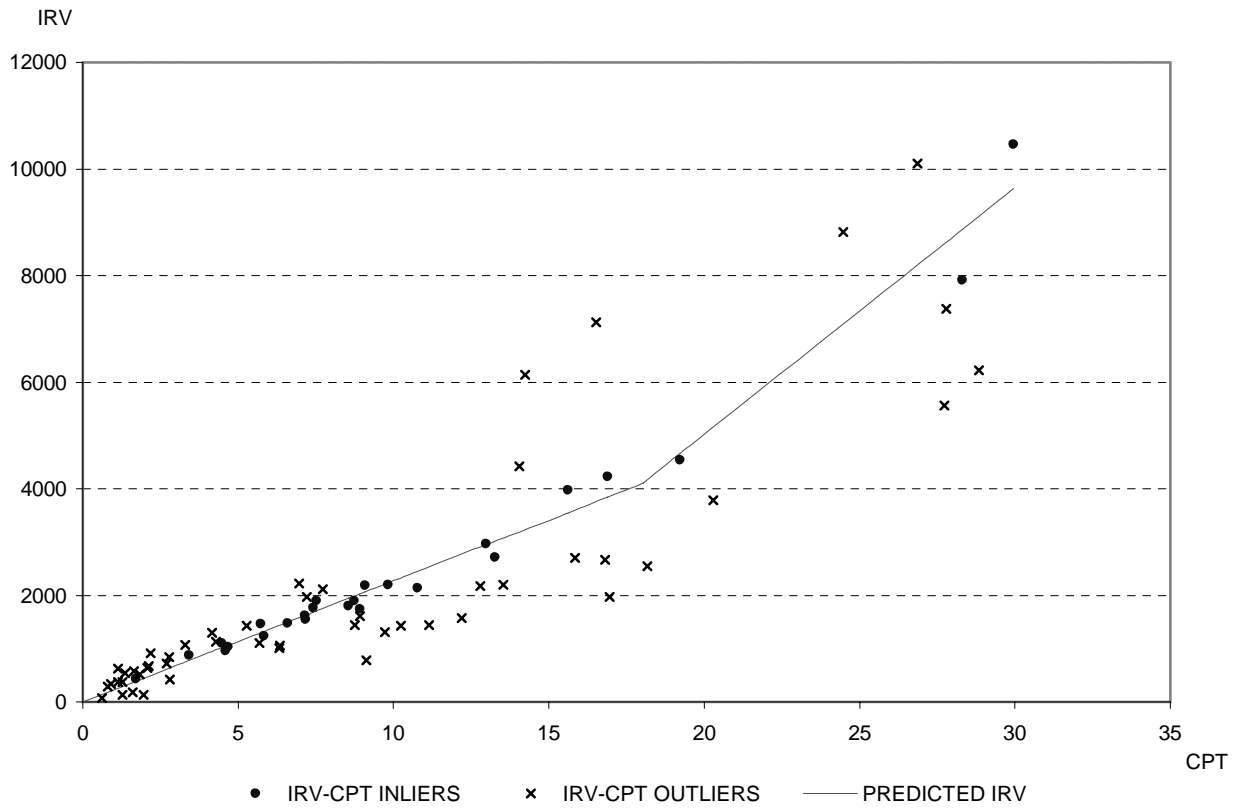
**SIGNIFICANT OUTLIER REVIEW PROCESS - With OUTCOMES for NEUROSURGERY
Neurosurgery & Orthopaedic Surgery**

MBS	Descriptor	Reason for Outlier Check Cost Implic'n > -67% or +200% +or- \$100000 from line	Mapping 1 NCCH 2 MSRB 3TopEnd	CPT maps	MBS Intra Time CG Estimate (adjust)	CPT Times		OUTCOME OF REVIEW PROCESS		
						Harvard (for NCCH 1:1 maps)	USAMA Median Intra	Reason for Outlier #1,2,3,4,5	Adjust Oulier to CPT (YorN)	Comments/ Recommendations
40803	Intracranial stereotactic procedure by any method, not being a service to which item 40800 or 40801 applies (Assist.)	-109,048	2	61750 or 61760 or 61770 or 62201 or 61751	88		_ or _ or _ or 75 or 90	3 N		Poor map-move to line.
45018	Dermis, dermofat or fascia graft (excluding transfer of fat by injection) (Assist.)	-160,971	1	15770	18	104		3 N		Poor map-move to line.
47372	Radius, distal end of, treatment of Colles', Smith's or Barton's fracture, by closed reduction	-411,519	2	25605	20					
47390	Radius and ulna, shafts of, treatment of fracture of, by closed reduction, undertaken in the operating theatre of a	-228,392	1	25565	20	52				
47519	Femur, treatment of trochanteric or subcapital fracture of, by internal fixation (Assist.)	-721,296	2	27236	59					
47561	Tibia, shaft of, treatment of fracture of, by cast immobilisation, not being a service to which item 47564,	143,122	1	27750	41	35				
47920	Bone growth stimulator, insertion of (Assist.)		209	1	20975	68	57			
48421	Tibia, osteotomy or osteectomy of, with internal fixation (Assist.)	-209,694	2	27712	84		120			
48648	Spine, bone graft to, (postero-lateral fusion) - 1 or 2 levels (Assist.)	-104,027	2	22600+22614 or 22610+22614 or 22612+22614	147		120 + 40 or 150 + 40 or 150 + 40	3 N		Poor map-move to line.
48684	Spine, segmental internal fixation of, other than for scoliosis, being a service associated with a service to	193,208	2	22845 or 22842	135		_ or 105	3 N		Poor map-move to line.

**SIGNIFICANT OUTLIER REVIEW PROCESS - With OUTCOMES for NEUROSURGERY
Neurosurgery & Orthopaedic Surgery**

MBS	Descriptor	Reason for Outlier Check Cost Implic'n > -67% or +200% +or- \$100000 from line	Mapping		MBS Intra Time CG Estimate (adjust)	CPT Times		OUTCOME OF REVIEW PROCESS		
			1 NCCH 2 MSRB 3TopEnd	CPT maps		Harvard (for NCCH 1:1 maps)	USAMA Median Intra	Reason for Outlier #1,2,3,4,5	Adjust Oulier to CPT (YorN)	Comments/ Recommendations
48909	Shoulder, repair of rotator cuff, including decompression of subacromial space by acromioplasty, excision of coraco-acromial ligament and	-339,905	2	23420	74		120			
48960	Shoulder, reconstruction or repair of, including repair of rotator cuff by arthroscopic, arthroscopic assisted or mini	-132,615	2	23412+29826 or 23412+23130+43120	81					
49318	Hip, total replacement arthroplasty of, including minor bone grafting (Assist.)	-839,720	2	27130	122					
49542	Knee, reconstructive surgery of cruciate ligaments (open or arthroscopic, or both), including notchplasty, meniscus repair,	-805,903	2	29889+29888+29882/29883/29877 or 27407+27407+29882/29883/29877	102		140+ + - / - / - or + + - / - / -			
49557	Knee, diagnostic arthroscopy of (including biopsy, simple trimming of meniscal margin or	-373,994	2	29870 or 29877 or 29875	29					
49560	Knee, arthroscopic surgery of, involving 1 or more of: meniscectomy, removal of loose body or lateral release - not	-3,382,812	2	29881 or 29874 or 27425	35					
49561	Knee, arthroscopic surgery of, involving 1 or more of: meniscectomy, removal of loose body or lateral release; where	-3,358,272	2	29877+29881 or 29877+27425 or 29877+29874	35					
49562	Knee, arthroscopic surgery of, involving 1 or more of: meniscectomy, removal of loose body or lateral release; where	-398,763	2	29879+29877+29874 or 29879+29877+29881 or 29879+29877+27425	39					
49703	Ankle, arthroscopic surgery of (Assist.)	-187,323	2	29891 or 39892 or 29894 or 29895 or 29897 or 29898	42		60 or - or - - or - or -			
49833	Foot, correction of hallux valgus by osteotomy of first metatarsal including internal fixation where performed - unilateral (Assist.)	-103,018	1	28296	41	90				

PLASTIC SURGERY & DERMATOLOGY
CALIBRATION CURVE - IRV vs CPT



IRV-CPT analysis for Plastic Surgery and Dermatology

Total mapped Items 77

2 items were excluded from the analysis because they had zero CPT values (item numbers 14050 & 14053)

25 treated as inliers

50 treated as outliers (shaded)

Predicted IRV = 227.23 X (CPT) + 236.05 X (CPT- 18 provided CPT>18)

MBS	IRV	MAP TYPE 1=NCCH 1:1 2=AMA 3=TOP END	IRV FOR INLIERS	WORK CPT RVU	PREDICT. IRV	% CHANGE IRV
45767	10462	3	10462	29.96	9631	8.6
45597	6224	3		28.85	9117	-31.7
45773	7911	3	7911	28.30	8862	-10.7
45782	7373	3		27.80	8630	-14.6
30275	5557	1		27.72	8593	-35.3
45785	10106	3		26.87	8200	23.3
45776	8818	3		24.48	7092	24.3
30177	3779	2		20.29	5151	-26.6
45596	4543	1	4543	19.23	4660	-2.5
45539	2541	1		18.16	4164	-39.0
45662	1967	1		16.96	3854	-49.0
30253	4227	1	4227	16.89	3838	10.1
45554	2663	2		16.82	3822	-30.3
45770	7126	3		16.52	3754	89.8
45683	2704	1		15.85	3602	-24.9
45521	3974	1	3974	15.62	3549	12.0
30328	6143	3		14.23	3234	90.0
45608	4419	2		14.05	3193	38.4
37405	2196	1		13.53	3074	-28.6
45575	2709	1	2709	13.26	3013	-10.1
45638	2965	1	2965	12.98	2949	0.5
45677	2178	1		12.79	2906	-25.1
45551	1573	2		12.19	2770	-43.2
45203	1447	2		11.15	2534	-42.9
45611	2144	1	2144	10.77	2447	-12.4
45755	1423	1		10.23	2325	-38.8
45632	2193	1	2193	9.83	2234	-1.8
45451	1311	2		9.72	2209	-40.7
45674	781	1		9.13	2075	-62.3
45566	2184	1	2184	9.08	2063	5.9
46402	1741	1	1741	8.92	2027	-14.1
45545	1609	1		8.92	2027	-20.6
45206	1439	2		8.76	1991	-27.7
45656	1895	1	1895	8.74	1986	-4.6
31000	1801	2	1801	8.55	1943	-7.3
30356	2110	2		7.73	1757	20.1
45018	1893	1	1893	7.52	1709	10.8
47467	1762	1	1762	7.41	1684	4.6
45659	1971	2		7.22	1641	20.2
41729	1550	1	1550	7.16	1627	-4.7
46411	1624	1	1624	7.14	1622	0.1
30256	2228	1		6.97	1584	40.6
42605	1475	1	1475	6.60	1500	-1.6
45200	1052	2		6.34	1441	-27.0
46348	1010	1		6.32	1436	-29.6
42590	1232	1	1232	5.82	1323	-6.9
41671	1465	2	1465	5.72	1300	12.7
45548	1106	2		5.68	1291	-14.3
45653	1430	1		5.27	1198	19.4
46522	1038	1	1038	4.67	1061	-2.1
46465	962	2	962	4.59	1043	-7.8
30023	1106	2	1106	4.47	1016	8.9

MBS	IRV	MAP TYPE 1=NCCH 1:1 2=AMA 3=TOP END	IRV FOR INLIERS	WORK CPT RVU	PREDICT. IRV	% CHANGE IRV
45668	1132	1		4.28	973	16.4
47306	1292	1		4.17	948	36.3
41689	879	2	879	3.41	775	13.5
31260	1064	2		3.29	748	42.3
46456	419	1		2.81	639	-34.4
31270	840	2		2.78	632	33.0
46363	717	2		2.69	611	17.4
31255	908	2		2.18	495	83.3
31265	676	2		2.12	482	40.4
31285	638	2		2.09	475	34.4
30192	131	2		1.95	443	-70.5
31280	518	2		1.83	416	24.5
31210	429	2	429	1.71	389	10.4
31230	573	2		1.65	375	52.9
30196	177	2		1.61	366	-51.7
31235	543	2		1.36	309	75.6
31205	367	2		1.28	291	26.2
30202	130	2		1.28	291	-55.3
46531	628	1		1.13	257	144.7
46513	374	1		1.13	257	45.6
30195	341	2		0.90	205	66.8
30071	289	2		0.81	184	57.1
30207	74	2		0.62	141	-47.8

**SIGNIFICANT OUTLIER REVIEW PROCESS
Dermatology & Plastic Surgery**

Number of Signif Outliers for Review 17

Number of Outliers 47

- # **A - Inherent problems with map between MBS & CPT:**
 1 = Clinical practice differs for US & Aust ie INTRA time differs
 2 = Definition of PRE & POST differ for US & Aust
 3 = Complex map of AND/OR items affecting Weighted IRV
B - Possible Error in IRV calculation
 4 = Times overestimates
 5 = Times underestimated

MBS	Descriptor	Reason for Outlier Check Cost Implic'n > -67% or +200% from line +or- \$100000	Mapping		MBS Intra Time CG Estimate (adjust)	CPT Times		OUTCOME OF REVIEW PROCESS			Specialty
			1 NCCH 2 MSRB	CPT maps		Harvard (for NCCH 1:1 maps)	USAMA Median Intra	Reason for Outlier #1,2,3,4,5	Adjust Oulier to CPT (YorN)	Comments/ Recommendations	
30071	Biopsy of skin or mucous membrane, as an independent procedure=20	2,816,264	2	11100	18						
30177	Lipectomy - radical abdominoplasty (Pitanguy type or similar) with excision of skin and subcutaneous tissue, repair	-352,258	2	15831+49560+14000	114		- + 90 + -				
30192	Premalignant skin lesions, treatment of, by galvanocautery or electrodesiccation or cryocautery (10 or more	-6,190,306	2	17000+17003	6		3 + 2				
30195	Neoplastic skin lesions, other than viral verrucae (common warts) and seborrheic keratoses, treatment by electro-surgical destruction, simple curettage or shave excision or laser	2,778,501	2	11300 or 11301 or 11302 or 11303 or 11305 or 11306 or 11307 or 11308 or 11310 or 11311 or 11312 or 11313	23						
30196	Cancer of skin or mucous membrane proven by histopathology or confirmed by specialist opinion, removal of, by serial curettage or carbon dioxide laser excision-ablation, including any associated cryotherapy, or diathermy, not being a service to which item	-3,940,509	2	17260 17261 17262 17263 17264 17266 17270 17271 17272 17273 17274 17276 17280 17281 17282 17283 17284 17286	6						

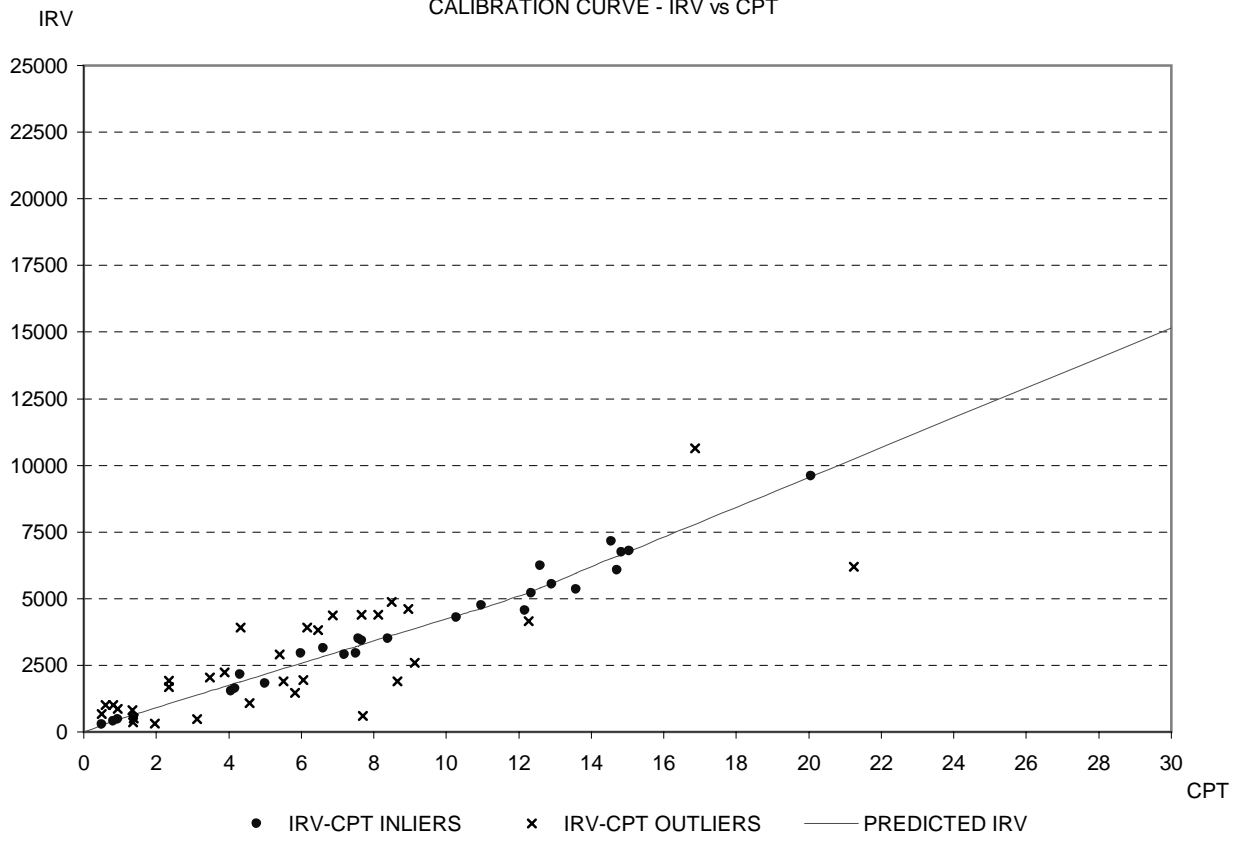
SIGNIFICANT OUTLIER REVIEW PROCESS
Dermatology & Plastic Surgery

MBS	Descriptor	Reason for Outlier Check Cost Implic'n > -67% or +or- \$100000 +200% from line	Mapping		MBS Intra Time CG Estimate (adjust)	CPT Times		OUTCOME OF REVIEW PROCESS			Specialty
			1 NCCH 2 MSRB	CPT maps		Harvard (for NCCH 1:1 maps)	USAMA Median Intra	Reason for Outlier #1,2,3,4,5	Adjust Oulier to CPT (YorN)	Comments/ Recommendations	
30202	Cancer of skin or mucous membrane proven by histopathology or confirmed by specialist opinion, removal of, by	-856,511	2	40820	5						
30207	Skin lesions, multiple injections with hydrocortisone or similar preparations=20	-416,890	2	11900 or 11901	5						
30328	Lymph glands of neck, radical excision of=20 (Assist.)	249,421	3	38724 or 38720	178		180 or 150				
31205	Tumour (other than viral verrucae [common warts] and seborrheic keratoses), cyst, ulcer or scar (other than a scar	3,427,700	2	11400 or 11401 or 11420 or 11421 or 11440 or 11441	17						
31230	Tumour (other than viral verrucae [common warts] and seborrheic keratoses), cyst, ulcer or scar (other than a scar	1,540,971	2	11440 or 11441 or 11442 or 11443 or 11444 or 11446	16						
31235	Tumour (other than viral verrucae [common warts] and seborrheic keratoses), cyst, ulcer or scar (other than a scar	1,554,792	2	11420 or 11421 or 11440 or 11441	16						
31255	Basal cell carcinoma or squamous cell carcinoma (including keratocanthoma), removal from nose, eyelid, lip,	2,399,865	2	11640 or 11641	23						
31260	Basal cell carcinoma or squamous cell carcinoma (including keratocanthoma), removal from nose, eyelid, lip,	844,052	2	11642 or 11643 or 11644 or 11646	28						
31265	Basal cell carcinoma or squamous cell carcinoma (including keratocanthoma), removal from face, neck	1,790,970	2	11620 or 11621 or 11640 or 11641	17						

**SIGNIFICANT OUTLIER REVIEW PROCESS
Dermatology & Plastic Surgery**

MBS	Descriptor	Reason for Outlier Check Cost Implic'n > -67% or +or- \$100000 +200% from line	Mapping		MBS Intra Time CG Estimate (adjust)	CPT Times		OUTCOME OF REVIEW PROCESS			Specialty
			1 NCCH 2 MSRB	CPT maps		Harvard (for NCCH 1:1 maps)	USAMA Median Intra	Reason for Outlier #1,2,3,4,5	Adjust Oulier to CPT (YorN)	Comments/ Recommendations	
31270	Basal cell carcinoma or squamous cell carcinoma (including keratocanthoma), removal from face, neck	1,025,978	2	11622 or 11642	25						
31280	Basal cell carcinoma or squamous cell carcinoma (including keratocanthoma), removal from areas of the body	1,245,353	2	11600 or 11601	15						
31285	Basal cell carcinoma or squamous cell carcinoma (including keratocanthoma), removal from areas of the body	981,713	2	11602	19						
45200	Single stage local flap, where indicated to repair 1 defect, simple and small, excluding flap for male pattern baldness	-519,648	2	14000 or 14020	27						
45203	Single stage local flap, where indicated to repair 1 defect, complicated or large, excluding flap for male pattern baldness	-804,783	2	14001 or 14021 or 14041 or 14300 or 14061	41						
45206	Single stage local flap where indicated to repair 1 defect, on eyelid, nose, lip, ear, neck, hand, thumb, finger or genitals	-795,740	2	14040 or 14041 or 14060 or 14061	37						
45451	Free grafting (full thickness) to 1 defect, excluding grafts for male pattern baldness (Assist.)	-1,379,492	2	15200 or 15220 or 15240 or 15260 with 15201 or 15221 or 15241 or 15261	36						
45554	Breast prosthesis, replacement of, following medical complications (such as rupture, migration of prosthetic material,	-225,229	2	19330+19371+19325 or 19328+19371+19325	74			- - + 90 or + - + 90			
45659	Lop ear, bat ear or similar deformity, correction of	257,484	2	69300 or 69300+69110	64			120 or 120 + -			

OPHTHALMOLOGY & RADIATION ONCOLOGY
CALIBRATION CURVE - IRV vs CPT



IRV-CPT analysis for OPHTHALMOLOGY & RADIATION ONCOLOGY

Total Items 59

27 treated as inliers

32 treated as outliers (shaded)

Predicted IRV = 494.25 X (CPT) - 78.17 X (CPT-1 provided CPT>1) + 144.63 X (CPT-12 provided CPT>12)

MBS	IRV2	MAP TYPE 1=NCCH 1:1 2=AMA 3=TOP END	IRV2 FOR INLIERS	WORK CPT RVU	PREDICT. IRV	% CHANGE IRV
42725	6199	2		21.24	10252	-39.5
42539	9596	3	9596	20.06	9590	0.1
42779	10632	3		16.86	7796	36.4
42749	6795	1	6795	15.04	6776	0.3
42776	6741	2	6741	14.84	6663	1.2
42653	6068	2	6068	14.70	6585	-7.9
42752	7151	1	7151	14.55	6501	10.0
42548	5360	1	5360	13.58	5957	-10.0
42554	5557	1	5557	12.90	5576	-0.3
42569	6232	1	6232	12.59	5402	15.4
42659	5202	1	5202	12.35	5267	-1.2
42707	4161	1		12.28	5228	-20.4
42746	4553	2	4553	12.16	5161	-11.8
42566	4751	1	4751	10.96	4638	2.4
42702	4300	2	4300	10.28	4355	-1.3
45674	2604	1		9.13	3877	-32.8
42623	4602	1		8.96	3806	20.9
42608	1887	1		8.66	3681	-48.8
42509	4873	1		8.49	3611	35.0
42701	3513	1	3513	8.39	3569	-1.6
42758	4397	1		8.13	3461	27.1
42803	589	1		7.69	3278	-82.0
42551	4393	1		7.66	3265	34.5
42833	3440	2	3440	7.66	3265	5.3
42563	3504	1	3504	7.57	3228	8.5
42596	2945	1	2945	7.51	3203	-8.0
45629	2899	1	2899	7.19	3070	-5.6
42515	4364	1		6.87	2937	48.6
42605	3152	1	3152	6.60	2824	11.6
42512	3824	1		6.46	2766	38.3
45623	3914	2		6.17	2645	48.0
42647	1946	1		6.06	2600	-25.2
42755	2949	1	2949	5.98	2566	14.9
42590	1466	1		5.82	2500	-41.4
42635	1909	1		5.51	2371	-19.5
42641	2917	2		5.41	2329	25.2
42812	1823	1	1823	4.99	2154	-15.4
42808	1082	1		4.58	1984	-45.4
42848	3912	1		4.33	1880	108.1
42782	2156	1	2156	4.30	1867	15.5
42686	1626	2	1626	4.17	1813	-10.3
42785	1528	1	1528	4.07	1772	-13.8
42734	2224	1		3.89	1697	31.1
45626	2043	2		3.47	1522	34.2
42615	480	2		3.12	1376	-65.2
42788	1670	1		2.35	1056	58.1
42740	1927	2		2.34	1052	83.2
42827	301	1		1.96	894	-66.4
42575	567	2	567	1.38	652	-13.0
42587	493	1		1.38	652	-24.5
42620	370	1		1.36	644	-42.5
42676	816	1		1.35	640	27.5
42617	862	1		0.94	465	85.6
42644	479	1	479	0.93	460	4.3
11218	1019	2		0.82	405	151.3
42824	413	1	413	0.82	405	2.0
11212	1019	1		0.60	297	243.5
11221	667	2		0.50	247	170.0
11200	288	1	288	0.50	247	16.7

**OUTCOMES - SIGNIFICANT OUTLIER REVIEW PROCESS
OPHTHALMOLOGY & RADIATION ONCOLOGY**

FINAL Calibration Curve:
Number of Outliers for Review 14
Number of Outliers 32

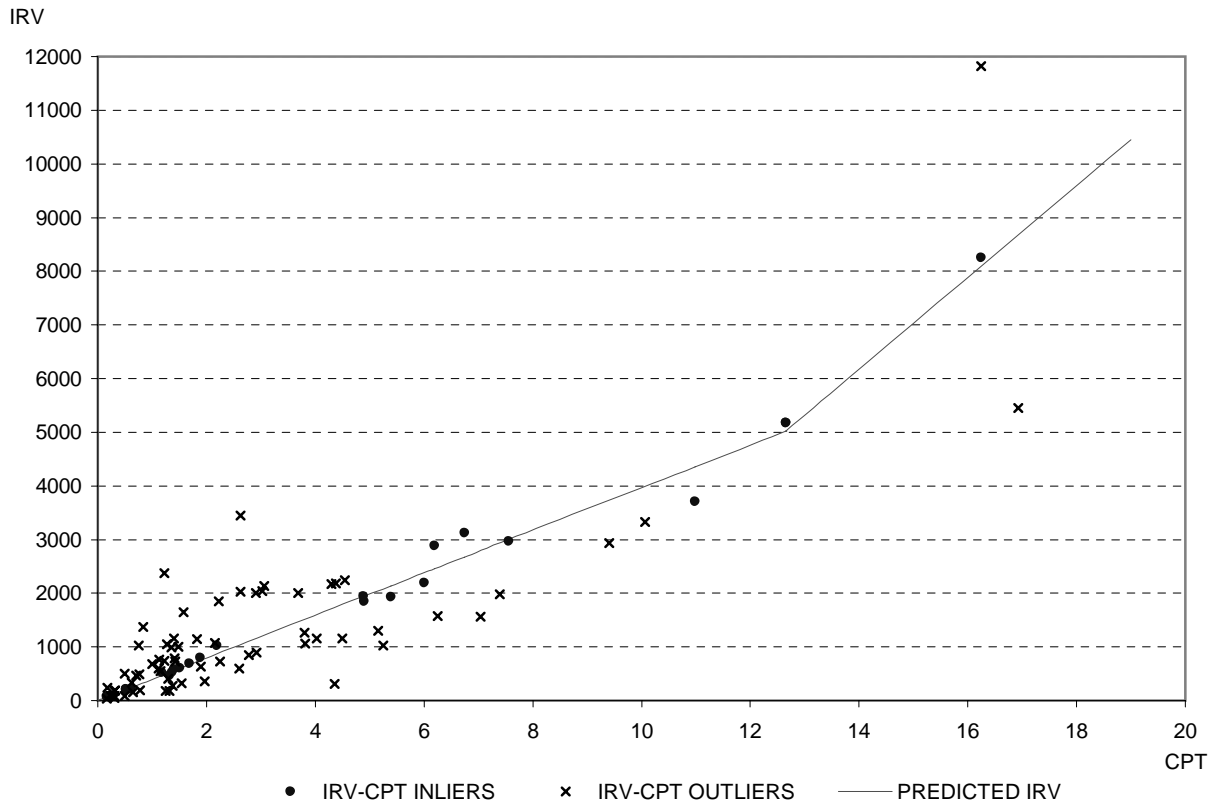
* **A - Inherent problems with map between MBS & CPT:**
1 = Clinical practice differs for US & Aust ie INTRA time differs
2 = Definition of PRE & POST differ for US & Aust
3 = Complex map of AND/OR items affecting Weighted IRV
B - Possible Error in IRV calculation
4 = Times overestimates
5 = Times underestimated

MBS	Descriptor	FINAL Calib'n Curve Cost Implic'n > -67% or +200% +or- \$100000 from line	Mapping		Intra Time CG Estimate (adjust)	CPT Times		OUTCOME OF REVIEW PROCESS		
			1 NCCH 2 MSRB	CPT maps		Harvard	USAMA Median Intra	Reason for Outlier	Adjust Oulier to CPT Y or N	Comments/ Recommendations
11212	Optic fundi, examination of following intravenous dye injection=20	243.5	1	92230	10	21		4		
11218	Retinal photography, multiple exposures of both eyes with intravenous dye injection	734,796	2	92235 or 92240	10			4		There may be factors other than time to consider.
11221	Full quantitative computerised perimetry - (automated absolute static threshold) performed by a specialist in the practice of his or her specialty, where indicated	5,395,481	2	Final 92083 (draft 92082)	16			4		Map should be to 92083. Query doctor versus technician times/inputs-direct cost allowance.
42590	Canthoplasty, medial or lateral (Assist.)	-103,556	1	67950	33	40				Satisfactory map. The US figure is generous and the locally reached figure is under estimated. Average of the two factors should be applied.
42615	Nasolacrimal tube (bilateral) replacement of, or lacrimal passages, probing for obstruction, bilateral, with or without lavage, not being a service	-236,543	2	68810+68810 or 68815+68815	10		15+15 or 40+40			Query high US values
42617	Punctum snip operation	98,043	1	68440	15	8		4		Time and complexity no higher.
42641	Autoconjunctival transplant, or mucous membrane graft (Assist.)	209,073	2	68320 or 68325	60					Possible time issue. Other US maps 68326,68328 and 68335.

**OUTCOMES - SIGNIFICANT OUTLIER REVIEW PROCESS
OPHTHALMOLOGY & RADIATION ONCOLOGY**

MBS	Descriptor	FINAL Calib'n Curve Cost Implic'n > -67% or +200% +or- \$100000 from line	Mapping		Intra Time CG Estimate (adjust)	CPT Times			OUTCOME OF REVIEW PROCESS		
			1 NCCH 2 MSRB	CPT maps		Harvard	USAMA Median Intra	Reason for Outlier	Adjust Oulier to CPT Y or N	Comments/ Recommendations	
42725	Vitrectomy by posterior chamber sclerotomy - including the removal of vitreous, division of bands or removal of pre-retinal membranes by cutting and	-507,408	2	67038	95						Australian complexity too low
42740	Paracentesis of anterior or posterior chamber or both, for the injection of therapeutic substances, or the removal of aqueous or vitreous for diagnostic	274,470	2	65800 or 67028	31						Mapping is not so clear...accept the local IRV estimate.
42788	Laser capsulotomy - each treatment to 1 eye, to a maximum of 2 treatments to that eye in a 2 year period (Assist.)	2,616,107	1	66821	15	12	11	4			Also query stress etc.
42803	Pinguecula, removal of by laser in 1 or more stages (not for contact lenses)	-82.0	1	66130	20	40					Incorrect mapping . Should be 68110,68135?
42827	Botulinus toxin, injection of, for blepharospasm, including all such injections on any 1 day=20	-66.4	1	64612	5						Time too short
45623	Ptosis of eyelid (unilateral), correction of=20 (Assist.)	475,936	2	67901 or 67902 or 67903 or 67904 Final add or 67906 or 67908	60			4			Also maps to 67906 and 67908.
45626	Ectropion or entropion, correction of (unilateral)	188,871	2	Final 67914 or 67921 (Draft 67914 or 67915 or 67921 or 67922)	45						Minor differences only which may be improved by mapping also to 67916, 67917, 67923 and 67924.

COMBINED PHYSICIANS GROUP & ANAESTHETICS
CALIBRATION CURVE - IRV vs CPT



IRV-CPT analysis for Physicians group and Anaesthetics

Total mapped Items 94

7 items were excluded from the analysis because they had zero CPT values

(11309, 11702, 11715, 12533, 13606, 13757, 13945)

24 treated as inliers

70 treated as outliers (shaded)

Predicted IRV = 396.86X (CPT) + 459.19 X (CPT-12.66 provided CPT>12.66)

MBS	IRV2	MAP TYPE 1=NCCH 1:1 2=AMA 3=TOP END	IRV2 FOR INLIERS	WORK CPT RVU	PREDICT. IRV	% CHANGE IRV
35310	5456	2		16.93	8680	-37.1
38533	11817	1		16.25	8097	45.9
38530	8253	1	8253	16.25	8097	1.9
38212	5179	2	5179	12.66	5024	3.1
35304	3708	1	3708	10.98	4358	-14.9
38209	3324	2		10.07	3996	-16.8
30485	2929	2		9.40	3730	-21.5
30494	2966	1	2966	7.56	3000	-1.2
30491	1977	2		7.39	2933	-32.6
39134	1557	1		7.04	2794	-44.3
39130	3126	1	3126	6.74	2675	16.9
13110	1576	1		6.25	2480	-36.5
30493	2887	1	2887	6.19	2457	17.5
30484	2196	2	2196	6.00	2381	-7.8
38250	1933	1	1933	5.39	2139	-9.6
30481	1021	2		5.25	2084	-51.0
32093	1304	2		5.16	2048	-36.3
38218	1846	2	1846	4.90	1945	-5.1
38213	1943	1	1943	4.89	1941	0.1
13700	2247	1		4.54	1802	24.7
30476	1159	2		4.50	1786	-35.1
38275	2177	1		4.38	1738	25.3
12203	309	2		4.36	1730	-82.2
38215	2166	2		4.30	1706	26.9
30478	1159	2		4.03	1599	-27.5
32090	1059	2		3.81	1512	-30.0
13506	1267	1		3.80	1508	-16.0
41895	2008	1		3.68	1460	37.5
41831	2131	1		3.06	1214	75.5
38200	2044	1		3.02	1199	70.5
41819	891	2		2.92	1159	-23.1
13818	2009	1		2.91	1155	74.0
41889	842	2		2.78	1103	-23.7
36561	2026	1		2.63	1044	94.1
18294	3442	1		2.62	1040	231.0
30473	601	2		2.60	1032	-41.8
13400	729	1		2.25	893	-18.3
13112	1851	1		2.22	881	110.1
32087	1021	2	1021	2.19	869	17.4
18233	1070	1		2.15	853	25.4
42827	364	1		1.96	778	-53.3
30409	634	1		1.90	754	-15.9
340	793	ORS	793	1.88	746	6.4
30482	1142	2		1.82	722	58.2
18260	687	1	687	1.68	667	3.1
18288	1650	1		1.58	627	163.1
38400	321	1		1.54	611	-47.4
41832	610	1	610	1.51	599	1.8
18254	1008	1		1.48	587	71.6
18248	730	1		1.43	568	28.6
18244	792	1		1.41	560	41.5

MBS	IRV2	MAP TYPE 1=NCCH 1:1 2=AMA 3=TOP END	IRV2 FOR INLIERS	WORK CPT RVU	PREDICT. IRV	% CHANGE IRV
13303	1161	1		1.40	556	109.1
18252	590	1	590	1.40	556	6.1
41828	272	2		1.38	548	-50.4
30084	520	1	520	1.37	544	-4.4
18286	995	1		1.35	536	85.7
18256	462	1	462	1.32	524	-11.8
18242	174	1		1.32	524	-66.8
11810	403	2		1.30	516	-21.8
30094	1048	1		1.27	504	107.9
11800	173	2		1.25	496	-65.0
13879	2377	1		1.22	484	390.9
18284	737	1		1.22	484	52.1
18250	522	1	522	1.18	468	11.5
13842	552	1		1.15	456	20.9
39000	766	1		1.13	448	70.8
18282	591	1		1.12	444	33.0
32084	679	2		1.00	397	71.1
13882	1376	1		0.83	329	317.8
37041	193	1		0.78	310	-37.7
50124	486	2		0.76	302	61.1
11712	1026	2		0.75	298	244.9
32072	466	2		0.71	282	65.5
11721	152	2		0.65	258	-41.0
30207	334	2		0.62	246	35.9
11900	211	2	211	0.61	242	-13.0
11710	211	1	211	0.52	206	2.1
11708	201	2	201	0.52	206	-2.8
11709	199	2	199	0.52	206	-3.4
11300	86	1		0.50	198	-56.8
30487	506	1		0.49	194	160.1
13839	186	1		0.32	127	46.6
11506	180	1		0.31	123	46.6
11509	49	1		0.31	123	-60.4
12306	80	1		0.30	119	-33.2
12312	80	1		0.30	119	-33.2
12315	80	1		0.30	119	-33.2
12321	80	1		0.30	119	-33.2
12309	80	1		0.25	99	-19.8
12318	80	1		0.25	99	-19.8
13312	243	1		0.18	71	240.5
11503	82	2	82	0.18	71	14.3
11700	66	1	66	0.17	67	-2.1
11701	35	1		0.17	67	-47.9

OUTCOMES - SIGNIFICANT OUTLIER REVIEW PROCESS
Combined Physicians Group & Anaesthetics

Number of Signif Outliers for Review 35
 Number of Outliers 70

* **A - Inherent problems with map between MBS & CPT:**
 1 = Clinical practice differs for US & Aust ie INTRA time differs
 2 = Definition of PRE & POST differ for US & Aust
 3 = Complex map of AND/OR items affecting Weighted IRV
B - Possible Error in IRV calculation
 4 = Times overestimates
 5 = Times underestimated

MBS	Descriptor	Reason for Outlier Check Cost Implic'n > -67% or +200% +or- \$100000 from line	Mapping		MBS Intra Time CG Estimate (adjust) 181000	CPT Times		OUTCOME OF REVIEW PROCESS			Group
			1 NCCH 2 MSRB	CPT maps		Harvard (for NCCH 1:1 maps)	USAMA Median Intra	Reason for Outlier *1,2,3,4,5	Adjust Oulier to CPT (YorN)	Comments/ Recommendations	
11300	* Brain stem evoked response audiometry=20	-1,438,942	1	92585	0			Y		Good Map	21:Neurology
11506	Measurement of respiratory function involving a permanently recorded tracing performed before and after inhalation of	1,975,396	1	94060	8		10	Y		These two items are for an identical service, one performed by the doctor, the other by a technician. They are mapped to the same CPT number, but there must be differences in doctor work. Recommend accept CPT for 11506, and CG IRV for 11509	16:Thor/Paed 17:Gen Medicine AMA GP
11509	* Measurement of respiratory function involving a permanently recorded tracing and written report, performed before and	-159,306	1	94060	0		10	N			16:Thor/Paed 17:Gen Medicine
11701	Twelve-lead electrocardiography, report only where the tracing has been forwarded to another medical practitioner, including	-122,594	1	93010	0	3	5	Y		Good Map	17:Gen Medicine 18:Card ICU Ren
11712	Multi channel ECG monitoring and recording during exercise (motorised treadmill or cycle ergometer capable of quantifying	40,512,098	2	93015	25			Y		Good Map	17:Gen Medicine 18:Card ICU Ren AMA:Gastroent
11721	* Implanted pacemaker testing of atrioventricular (AV) sequential, rate responsive, or antitachycardia pacemakers,	-199,337	2	93731 or 93732	0		15 or 40	Y		Good Map	18:Card ICU Ren
11800	* Oesophageal motility test, manometric=20	-149,397	2	91010	0			Y		Good Map	20:Gastroenterol
11810	* Clinical assessment of gastro-oesophageal reflux disease involving 24 hour pH monitoring, including analysis, interpretation	-94,777	2	91033	15			4	N	Work Substitution Issues. ? Direct Costs	20:Gastroenterol

* Work Substitution Item (CG time estimates adjusted according to CoCo recommendations)

OUTCOMES - SIGNIFICANT OUTLIER REVIEW PROCESS
Combined Physicians Group & Anaesthetics

MBS	Descriptor	Reason for Outlier Check Cost Implic'n > -67% or +200% +or- \$100000 from line	Mapping		MBS Intra Time CG Estimate (adjust) 181000	CPT Times		OUTCOME OF REVIEW PROCESS			Group
			1 NCCH 2 MSRB	CPT maps		Harvard (for NCCH 1:1 maps	USAMA Median Intra	Reason for Outlier *1,2,3,4,5	Adjust Oulier to CPT (YorN)	Comments/ Recommendations	
12203	* Overnight investigation for sleep apnoea for a period of at least 8 hours duration where:(a) continuous monitoring of oxygen	-9,845,183	2	95807+95810	0				N	Difficult Map, recommend accept CG estimates	16:Thor/Paed 17:Gen Medicine Cardiology
12306	* Bone densitometry (performed by a specialist or consultant physician where the patient is referred by another medical	-468,495	1	76075	0		15	4	Y		17:Gen Medicine
12312	* Bone densitometry (performed by a specialist or consultant physician where the patient is referred by another medical	-358,792	1	76075	0		15	4	Y		17:Gen Medicine
12315	* Bone densitometry (performed by a specialist or consultant physician where the patient is referred by another medical	-108,087	1	76075	0			4	Y		17:Gen Medicine
13312	Blood for pathology test, collection of, by femoral or external jugular vein puncture in infants=20	240.5	1	36400	5	15			Y	Please check adequacy of pre- & post-times	16:Thor/Paed
13818	Right heart balloon catheter, insertion of, including pulmonary wedge pressure and cardiac output measurement	364,681	1	93503	44	28	30	4	Y		14:Anaesthes 17:Gen Medicine 18:Card ICU Ren
13842	Intra-arterial cannulisation for the purpose of taking multiple arterial blood samples for blood gas analysis	176,485	1	36620	11	16	20		N	Not a good map, (it does other things besides this service)	14:Anaesthes 18:Card ICU Ren
13879	Mechanical ventilation, initiation of, by a specialist or consultant physician, in an Intensive Care Unit, including subsequent	2,803,912	1	94656	40	57		4	Y		16:Thor/Paed 18:Card ICU Ren
13882	Ventilatory support in an Intensive Care Unit, management of, by a specialist or consultant physician - not	5,879,449	1	94657	37	28		4	Y		14:Anaesthes 16:Thor/Paed 18:Card ICU Ren
18242	Greater occipital nerve, injection of an anaesthetic agent	-66.8	1	64405	5	12		5	Y	Good Map	21:Neurology

* Work Substitution Item (CG time estimates adjusted according to CoCo recommendations)

OUTCOMES - SIGNIFICANT OUTLIER REVIEW PROCESS
Combined Physicians Group & Anaesthetics

MBS	Descriptor	Reason for Outlier Check Cost Implic'n > -67% or +200% +or- \$100000 from line	Mapping		MBS Intra Time CG Estimate (adjust) 181000	CPT Times		OUTCOME OF REVIEW PROCESS			Group
			1 NCCH 2 MSRB	CPT maps		Harvard (for NCCH 1:1 maps	USAMA Median Intra	Reason for Outlier *1,2,3,4,5	Adjust Oulier to CPT (YorN)	Comments/ Recommendations	
18294	Coeliac plexus or splanchnic nerves, destruction by a neurolytic agent	231	1	64680	60	46		Y	Good Map	14:Anaesthes	
30094	Percutaneous aspiration biopsy of deep organ using interventional techniques - but not including imaging	2,025,374	1	88171	20		20	N	Not a suitable map	17:Gen Medicine	
30207	Skin lesions, multiple injections with hydrocortisone or similar preparations=20	312,733	2	11900 or 11901	10			Y		17:Gen Medicine AMA Dermat	
30473	Oesophagoscopy (not being a service to which item 41816 or 41822 applies), gastroscopy, duodenoscopy or panendoscopy	-10,644,687	2	43234 or 43235 or 43239	11			5	Y	Difficult to see the basis of intra-time reductions	17:Gen Medicine 20:Gastroenterol AMA:Cardiology
30478	Oesophagoscopy (not being a service to which item 41816, 41822 or 41825 applies), gastroscopy, duodenoscopy or	-110,264	2	43255 or 43250 or 43251 or 43247 or 43258 or 43243	21		_ or 20 or 30 or _ or _ or _	5	Y	Difficult to see the basis of intra-time reductions	17:Gen Medicine 20:Gastroenterol
30485	Endoscopic sphincterotomy with or without extraction of stones from common bile duct	-186,300	2	43262 or 43262+43264	54			Y		20:Gastroenterol	
30487	Small bowel intubation with biopsy	774,627	1	44500	30		30	N	Unsatisfactory map	20:Gastroenterol	
30491	Bile duct, endoscopic stenting of (including endoscopy and dilatation)	-110,595	2	43268	35			Y		20:Gastroenterol	
32072	Sigmoidoscopic examination (with rigid sigmoidoscope), with or without biopsy	1,627,106	2	45300 or 45305	16			4	Y	17:Gen Medicine 20:Gastroenterol AMA:Gen Surg	
32084	Flexible fibreoptic sigmoidoscopy or fibreoptic colonoscopy up to the hepatic flexure, with or without biopsy	1,123,152	2	45330 or 45331	17			Y		20:Gastroenterol	

* Work Substitution Item (CG time estimates adjusted according to CoCo recommendations)

OUTCOMES - SIGNIFICANT OUTLIER REVIEW PROCESS
Combined Physicians Group & Anaesthetics

MBS	Descriptor	Reason for Outlier Check Cost Implic'n > -67% or +200% +or- \$100000 from line	Mapping		MBS Intra Time CG Estimate (adjust) 181000	CPT Times		OUTCOME OF REVIEW PROCESS			Group
			1 NCCH 2 MSRB	CPT maps		Harvard (for NCCH 1:1 maps	USAMA Median Intra	Reason for Outlier *1,2,3,4,5	Adjust Oulier to CPT (YorN)	Comments/ Recommendations	
32090	Fibreoptic colonoscopy - examination of colon beyond the hepatic flexure with or without biopsy=20	-9,995,886	2	45378 or 45380	20		_ or _	5	Y	Good Map	20:Gastroenterol
32093	Fibreoptic colonoscopy - examination of colon beyond the hepatic flexure with removal of 1 or more polyps	-5,210,908	2	45383 or 45384 or 45385	26		60 or 40 or 40	5	Y	Good Map	20:Gastroenterol
35310	Transluminal stent insertion including associated balloon dilatation for coronary artery, percutaneous or by open	-897,754	2	92980+92981	83		120+60		N	Unsatisfactory map, the handling of extra vessels (CPT 92981) is problematic (as in CT surgery). Accept CG estimate	18:Card ICU Ren
38215	Selective coronary arteriography placement of catheters and injection of opaque material	124,921	2	93508+93545	44		30+_		Y	Good Map	18:Card ICU Ren
39000	Lumbar puncture	101,023	1	62270	17		30		Y		16:Thor/Paed 17:Gen Medicine 18:Card ICU Ren
41819	Oesophageal and anastomic stricture, endoscopic dilatation of	-386,158	2	43248 or 43249 or 43220 or 43226	16		_ or _ or 20 or 20	5	Y	Difficult to see the basis of intra-time reductions	20:Gastroenterol
50124	Joint or other synovial cavity, aspiration of, injection into, or both of these procedures; payable on not more than 25	3,908,514	2	20600 or 20605 or 20610	16				Y		17:Gen Medicine

* Work Substitution Item (CG time estimates adjusted according to CoCo recommendations)